

**AS Expobank**

Annual report for the year ended  
31 December 2021

# **AS Expobank**

**Annual report for the year ended 31 December 2021**

## **CONTENT**

---

<b>Report of the Board of Directors and the Management Board</b>	<b>3 - 5</b>
<b>Members of the Board of Directors and the Management Board</b>	<b>6</b>
<b>Statement of Management's Responsibility</b>	<b>7</b>
<b>Independent Auditor's Report</b>	<b>8 - 13</b>
<b>Financial Statements:</b>	
<b>Statement of Comprehensive Income</b>	<b>14</b>
<b>Statement of Financial Position</b>	<b>15</b>
<b>Statement of Cash Flows</b>	<b>16</b>
<b>Statement of Changes in Shareholder's Equity</b>	<b>17</b>
<b>Notes to the Financial Statements</b>	<b>18 - 75</b>

**REPORT OF THE BOARD OF DIRECTORS AND THE MANAGEMENT BOARD**

---

**Dear Customers and Business Partners,**

In 2021, improvement of the economic mood of residents and entrepreneurs was observed in Latvia. The economic recovery of Latvia from Covid-19 crisis has been significantly faster and has started earlier than it was expected in 2021 – the growth has reached 4.7%. It is expected that economic growth in 2022 will be ensured by strong increase in investment by 7%, which will be facilitated by implementation of the European Union funded projects and increase in private consumption reaching 5.3%, while increase in export will be slightly slower than in 2021, comprising 4%, which will be affected by slower growth globally and in the main external trade partner states of Latvia. In 2022, the growth is also slowed down by the spread of the new Omicron variant of Covid-19, disruptions in supply chains and the increasing prices. In general, returning of optimism can be felt in the business environment; however, there is shortage of qualified workforce on the market at the same time. The level of unemployment has dropped during 2021, and also salaries have increased, and it continues to grow under the conditions of inflation and limited workforce offer.

The Ministry of Finance of the Republic of Latvia has developed estimates of macroeconomic indicators for the period until 2025. According to the updated estimates the gross domestic product (GDP) of Latvia in 2022 will increase by 4.0%, whereas in 2023 the economic growth is expected to reach 3.9%. The estimated annual average inflation in 2022 is 6.2%, increasing from 3.3% in 2021. The high level of inflation in 2022 will be triggered by the rapidly increased prices of energy resources, which will reflect increasingly more in prices of other products and services. The negative risks affecting the economic growth are also related to the geopolitical situation and overcoming of consequences of Covid-19 pandemic. The level of unemployment continues to shrink, dropping to 6.9% in 2022.

At the beginning of 2021, the agency *S&P Global Ratings* approved Latvia's credit rating at the high "A+" level, keeping a stable outlook. The agency *Fitch* maintained Latvia credit rating at the existing "A-" level, and also the agency *Moody's Investors Service* maintained the rating at the existing "A3" level with a stable outlook.

The world central organisation for combating money laundering Financial Action Task Force (*FATF*) has concluded that Latvia has established a strong and sustainable financial crime prevention system and successfully complies with the *FATF* recommendations. International experts have appreciated the progress made by Latvia in the implementation of the recommendations given in the *Moneyval* Evaluation Report of the Committee of Experts in promoting cooperation between the competent authorities in the field of anti-money laundering and countering the financing of terrorism and proliferation (AML/CFTP), etc., in order to improve the AML/CFTP system in the country, limit the vulnerability of the financial system and ensure transparent, sustainable and secure functioning of the financial sector in Latvia. The commenced work has to be continued both in regard to the recommendations given by FATF experts, and implementing the action plan supported by the Finance Sector Development Council for strengthening a proportional approach, meeting the requirements of anti-money laundering and counter financing of terrorism and proliferation.

AS Expobank, registration No.40003043232, registered address Kr.Valdemāra iela 19, Riga, LV-1010 (hereinafter referred to as the Bank) was founded on 6 December 1991, having received the licence No.4 issued by the Bank of Latvia. The Bank is currently operating on a licence for the operation of a credit institution No.06.01.05.010/418 reregistered by the Financial and Capital Market Commission on 3 February 2016.

Over the 30 years of operation of the Bank, it can assure that it has always been stable in its movement towards development, safe partnership, high risk management standards, and has maintained high capital adequacy and liquidity indicators. In 2021, the Financial Capital and Market Commission (FCMC) has assessed the Bank as a medium low risk bank in the Supervisory Review and Evaluation Process. In 2021, the Bank's capital adequacy level was 41%, the liquidity level was 139%, and the liquidity coverage ratio (LCR) was 589%. According to the analytical study on banks (in total – 27) of the Baltic states, published by the magazine *Forbes* in 2021, the Bank was recognised in 2020 as TOP1 in terms of the capital adequacy ratio.

### REPORT OF THE BOARD OF DIRECTORS AND THE MANAGEMENT BOARD

---

In 2021, the Bank participated for the first time in the merchants sustainability index assessment carried out in Latvia according to the international requirements, assessing the sustainability and level of corporate liability of the Bank's operation in five areas – strategy, market relations, work environment, environment and society. The Bank received a certificate for conformity to the bronze category as a result of the assessment.

The *Bank's Business and Development Strategy* approved in 2021, maintained the Bank's focus on activities in the servicing of businesses and individuals in Latvia and EEA countries, developing a credit portfolio, strengthening the capacity of providing crediting services and managing credit risk, processes of provision of financial services were improved, significant investments were made and resources were provided for technologies related to service provision, ensuring business continuity and introduction of technologies related to security of information systems. The Bank commenced attraction of deposits, using a new, innovative service provision channel – remote commencement of transaction relations and attraction of deposits from private persons through the online platform *SmartDeposit*. This technological solution was applied for the Annual Award "Platinum Mouse" of the Latvian Information and Communication Technology Association. The Bank developed and started to offer to customers a new financial service – factoring, and initiated research and testing measures of an innovative technological solution – platform – for its use in automation and operative servicing of factoring transactions.

The Bank continued promoting its recognition on the Latvian financial services market, actively using social networks and internet environment. The Bank's website was renewed, qualitatively supplemented and modernised in 2021.

Continuing crediting of Latvian entrepreneurs, the amount of the credit portfolio granted by the Bank reached 32,711 thousand EUR, which is by 46% more than in 2020. At the end of the year, the Bank's credit portfolio did not have any overdue loans. In order to ensure a continuous and targeted crediting process, the Bank actively attracted customer funds, incl. using deposit attraction platforms *SmartDeposit* and *Deposit Solutions*. The Bank's term deposits and account balances increased by 18,392 thousand EUR in 2021.

As the customer base and the range of offered products were changing, also the structure of the Bank's income changed – the major share of income was comprised of commission fees and interest income from residents of the Republic of Latvia. However, due to the restrictions caused by Covid-19 pandemic and its impact on the economic processes continuing in Latvia and globally, the Bank did not manage to achieve the planned financial results and crediting volumes in 2021. The Bank has appropriate level of allowance for expected credit losses. These circumstances and long-term investments affected the financial results and the Bank closed 2021 with losses of 2,113 thousand EUR.

Human resources play an essential role in the Bank's operation – a professional, purposeful and loyal team, ensuring application of the best principles of corporate governance and development of human resources. During 2021, the average number of the Bank's employees amounted to 68. The Bank and its employees have managed to flexibly organise their work and customer service both on site, and in the mode of remote work. During this time, the Bank identified and respected security of information technology as one of its main priorities. A system based on the principles of *Objectives and Key Results (OKR)* was used and further developed to define short-term objectives for human resources, organisational units and their managers, and to regularly assess their performance and achievements.

The Bank uses sound and conservative risk management. The Bank operates prudently, it undertakes risk only in well-known areas not admitting an excessive risk in any of them, it further determines restrictions or refuses form transactions if an increased risk is established. The Bank's risk appetite is limited to setting the acceptable level of risk, and it does not exceed a moderate level of risk, with the exception of market price risk and credit risk, where the risk level may reach a significant level. The Bank ensured efficient functioning of the internal control system and implementation of risk management processes, implemented measures for introduction of comprehensive risk culture, taking into consideration the Bank's development strategy and defining settings, expected action and main values in the risk management area.

## AS EXPOBANK

Annual report for the year ended 31 December 2021

### REPORT OF THE BOARD OF DIRECTORS AND THE MANAGEMENT BOARD

In 2021, the Bank maintained a moderate risk level in the areas of operational conformity, ML/FTP risk management and sanctions risk management, which will also be ensured in 2022. The Bank's ML/FTP and sanctions risk management strategy was fully implemented, basically observing the ML/FTP risk exposition indicators stated in the strategy. An independent auditing company carried out an independent inspection regarding conformity of the Bank's ML/FTP and sanctions risk management internal control system, including the information technology used in management of these risks, to requirements of laws and also their efficiency, as a result of which the Bank was given only medium and low level recommendations.

In 2021, the Bank was capable of working under circumstances of constant and significant changes in requirements of external environment and regulatory enactments, and development of internal processes, information systems and technology, continued improvement of research processes of customers and their activities, and raising the level of automation, continued implementing new technological solutions for improvement of internal processes and raising the Bank's competitiveness on the market, introducing and improving several customer relationship management system modules. Great attention was paid to ensuring quality control, training of employees, regular assessment of efficiency of management of ML/FTP risk and sanctions risk.


Detailed information on the Bank's capital, its inherent risks and risk exposure, financial risk management and policies, information relevant for the assessment of the bank's assets, liabilities, financial standing and profit or loss is provided in the notes to the *Bank's financial statements for 2021, Risk and Capital Management*.

In January 2022, after receiving a permission of the Financial and Capital Market Commission and the European Central Bank, a transaction was concluded, within the framework of which the Bank's sole shareholder *Igor Kim* sold his shares to the local capital bank *Signet Bank AS*, which became the owner of 100% of the Bank's shares. In 2022, a merger of both banks will be implemented. The merged bank will continue its operation under *Signet Bank AS* brand and will continue implementation of the current strategy of *Signet Bank AS* – servicing of Latvian entrepreneurs and their companies with a focus on structuring financing and investment management solutions.

The merger of banks will enable to create a strong local capital bank, increase the business volumes and gain additional infrastructure for successful further development, and will also provide additional sources for financing of Latvian companies.


On 15 February 2022, the Extraordinary Shareholders' Meeting elected the new composition of the Bank's Board of Directors – the Chairman of the Board of Directors Roberts Idelsons and Members of the Board of Directors – Sergejs Zaicevs, Tatjana Drobina and Jānis Solovjakovs. Changes were made also to the composition of the Bank's Management Board – on 26 January 2022, the Bank's Board of Directors removed from the Member of the Management Board Vasilij Karpovs and elected Reinis Zauers as a Member of the Management Board.

We would like to thank all of the Bank's customers and business partners, as well as employees for their contribution for ensuring stability of the Bank!



---

**Chairman of the Board of  
Directors**  
Roberts Idelsons



---

**Chairman of the  
Management Board**  
Rolands Legzdīņš

10 March 2022

## AS EXPOBANK

Annual report for the year ended 31 December 2021

### MEMBERS OF THE BOARD OF DIRECTORS AND THE MANAGEMENT BOARD

---

As at 31 December 2021, the Members of the Board of Directors of the Bank were as follows:

<i>Name</i>	<i>Position</i>	<i>Date of first election</i>
Ilya Mitelman	Chairman of the Board of Directors	01/11/2017
Kirill Nifontov	Deputy Chairman of the Board of Directors	09/02/2012
Igor Kim	Member of the Board of Directors	09/02/2012
Gints Čakāns	Member of the Board of Directors	15/07/2019

On 15 February 2022 in the Extraordinary Shareholders' Meeting Ilya Mitelman, Kirill Nifontov, Igor Kim and Gints Čakāns were recalled from the position of the Member of the Board of Directors and Roberts Idelsons, Sergejs Zaicevs, Tatjana Drobina and Jānis Solovjakovs were elected to the Board of Directors of the Bank as new Members of the Board of Directors.

As at the date of signing these financial statements, the Members of the Board of Directors of the Bank were as follows:

<i>Name</i>	<i>Position</i>	<i>Date of first election</i>
Roberts Idelsons	Chairman of the Board of Directors	15/02/2022
Sergejs Zaicevs	Deputy Chairman of the Board of Directors	15/02/2022
Tatjana Drobina	Member of the Board of Directors	15/02/2022
Jānis Solovjakovs	Member of the Board of Directors	15/02/2022

As at 31 December 2021, the Members of the Management Board of the Bank were as follows:

<i>Name</i>	<i>Position</i>	<i>Date of first election</i>
Rolands Legzdiņš	Chairman of the Management Board	05/04/2017
Evija Sloka	Deputy Chairperson of the Management Board	02/11/2012
Vasilijs Karpovs	Member of the Management Board	15/07/2019
Valda Knauere	Member of the Management Board	15/07/2019

On 13 August 2021 the Board of Directors of the Bank re-elected to the Management Board of the Bank Evija Sloka and appointed as the Deputy Chairperson of the Management Board of the Bank for the next term.

On 26 January 2022 the Board of the Directors of the Bank recalled Vasilijs Karpovs from the position of the Member of the Management Board and elected to the Management Board of the Bank a new Member of the Management Board - Reinis Zauers.

As at the date of signing these statements, the Members of the Management Board of the Bank were as follows:

<i>Name</i>	<i>Position</i>	<i>Date of first election</i>
Rolands Legzdiņš	Chairman of the Management Board	05/04/2017
Evija Sloka	Deputy Chairperson of the Management Board	02/11/2012
Reinis Zauers	Member of the Management Board	26/01/2022
Valda Knauere	Member of the Management Board	15/07/2019

# AS EXPOBANK

Annual report for the year ended 31 December 2021

## STATEMENT OF MANAGEMENT'S RESPONSIBILITY

---


Management of AS Expobank is responsible for the preparation of the financial statements of the Bank. The financial statements have been prepared in accordance with International Financial Reporting Standards as adopted by the European Union, and comply with legislative requirements of the Republic of Latvia.

The financial statements on pages 14 to 75 are prepared in accordance with source data and present fairly the financial position of the Bank as at 31 December 2021 and the results of operations and cash flows of the Bank for the year ended 31 December 2021.

The aforementioned financial statements are prepared on a going concern basis, consistently applying accounting policies in conformity with International Financial Reporting Standards as adopted by the European Union, and relevant legislation of the Republic of Latvia. Prudent and reasonable judgments and estimates have been made by the management in the preparation of the financial statements.

The management of AS Expobank is responsible for maintenance of proper accounting system, safeguarding of the Bank's assets, and prevention and detection of fraud and other irregularities. The management is also responsible for operating the Bank in compliance with the Law on Credit Institutions, regulations of the Financial and Capital Market Commission of the Republic of Latvia, Bank of Latvia, and other laws of the Republic of Latvia applicable to credit institutions.

On behalf of the Bank's management,



---

**Chairman of the Management Board**  
Rolands Legzdīņš



---

**Deputy Chairperson of the Management Board**  
Evija Sloka



---

**Member of the Management Board**  
Reinis Zauers



---

**Member of the Management Board**  
Valda Knauere

10 March 2022



Translation from Latvian original\*

## Independent Auditor's Report

To the Shareholder of AS Expobank

### Report on the audit of the financial statements

---

#### Our opinion

In our opinion, the financial statements set out on pages 14 to 75 of the accompanying annual report give a true and fair view of the financial position of AS Expobank ("the Bank") as at 31 December 2021, and the Bank's financial performance and cash flows for the year then ended in accordance with International Financial Reporting Standards as adopted by the European Union (IFRS).

Our opinion is consistent with our additional report to the Audit Committee dated 10 March 2022.

#### What we have audited

The Bank's financial statements comprise:

- the statement of comprehensive income for the year ended 31 December 2021;
- the statement of financial position as at 31 December 2021;
- the statement of cash flows for the year ended 31 December 2021;
- the statement of changes in shareholder's equity for the year ended 31 December 2021; and
- the notes to the financial statements, which include significant accounting policies and other explanatory information.

---

#### Basis for opinion

We conducted our audit in accordance with International Standards on Auditing adopted in the Republic of Latvia (ISAs). Our responsibilities under those standards are further described in the Auditor's responsibilities for the audit of the financial statements section of our report.

We believe that the audit evidence we have obtained is sufficient and appropriate to provide a basis for our opinion.

#### Independence

We are independent of the Bank in accordance with the International Code of Ethics for Professional Accountants (including International Independence Standards) issued by the International Ethics Standards Board for Accountants (IESBA Code) and the ethical requirements of the Law on Audit Services that are relevant to our audit of the financial statements in the Republic of Latvia. We have fulfilled our other ethical responsibilities in accordance with the IESBA Code and the ethical requirements of the Law on Audit Services.

To the best of our knowledge and belief, we declare that non-audit services that we have provided to the Bank and its parent entity, are in accordance with applicable law and regulations in the Republic of Latvia and that we have not provided services that are prohibited under Article 37.6 of Law on Audit Services of the Republic of Latvia.

The non-audit services that we have provided to the Bank and its parent entity in the period from 1 January 2021 to 31 December 2021, are disclosed in Note 11 to the financial statements.

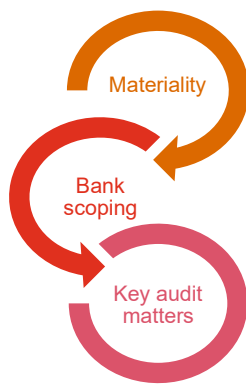


## Emphasis of Matter – planned merger with the parent entity

We draw attention to Note 2(2) “*Going concern*” to the financial statements, which describes that within the process of reorganization, the Bank will be legally merged with its parent bank Signet Bank AS in 2022 and thus will cease to exist as a separate legal entity. Our opinion is not modified in respect of this matter.

## Our audit approach

### Overview



- Overall Bank materiality: EUR 326 thousand, which represents approximately 1% of the Bank’s net assets
- We have audited the separate financial statements of the Bank
- Expected credit losses on loans

As part of designing our audit, we determined materiality and assessed the risks of material misstatement in the financial statements. In particular, we considered where management made subjective judgements; for example, in respect of significant accounting estimates that involved making assumptions and considering future events that are inherently uncertain. As in all of our audits, we also addressed the risk of management override of internal controls, including among other matters, consideration of whether there was evidence of bias that represented a risk of material misstatement due to fraud.

### Materiality

The scope of our audit was influenced by our application of materiality. An audit is designed to obtain reasonable assurance whether the financial statements are free from material misstatement. Misstatements may arise due to fraud or error. They are considered material if individually or in aggregate, they could reasonably be expected to influence the economic decisions of users taken on the basis of the financial statements.

Based on our professional judgement, we determined certain quantitative thresholds for materiality, including the overall Bank materiality for the financial statements as a whole as set out in the table below. These, together with qualitative considerations, helped us to determine the scope of our audit and the nature, timing and extent of our audit procedures and to evaluate the effect of misstatements, both individually and in aggregate on the financial statements as a whole.

<b>Overall materiality</b>	Overall materiality applied to the Bank was EUR 326 thousand.
<b>How we determined it</b>	Approximately 1% of the net assets of the Bank.

\* This version of our report is a translation from the original, which was prepared in Latvian. All possible care has been taken to ensure that the translation is an accurate representation of the original. However, in all matters of interpretation of information, views or opinions, the original language version of our report takes precedence over this translation.



**Rationale for the materiality benchmark applied**

We chose the net assets as the base benchmark because, in our view, it is the benchmark which is of primary focus by the users of the financial statements and forms the basis for capital adequacy for regulatory purposes.

We chose the threshold of 1%, which is within the range of accepted quantitative materiality thresholds for this benchmark.

---

We agreed with the Audit Committee that we would report to them misstatements identified during our audit above EUR 16 thousand, as well as the misstatements below that amount that, in our view, warranted reporting for qualitative reasons.

---

**Key audit matters**

Key audit matters are those matters that, in our professional judgment, were of most significance in our audit of the financial statements of the current period. These matters were addressed in the context of our audit of the financial statements as a whole, and in forming our opinion thereon, and we do not provide a separate opinion on these matters.

Key audit matter	How our audit addressed the key audit matter
<p><b>Expected credit losses on loans</b></p> <p>Refer to Note 3(4(d)) “<i>Significant accounting policies</i>” and Note 16 “<i>Loans and advances due from customers</i>” to the financial statements.</p> <p>We focused on this area because application of IFRS 9 “Financial instruments” expected credit loss (ECL) model for loans impairment losses requires complex and subjective judgements over the estimation of the ECL.</p> <p>The key features of the ECL model include classification of loans to 3 stages, assessment of credit risk parameters and application of forward-looking information. For all loans expected credit losses are calculated on individual basis. The amount of ECL for each loan is based on the calculations taking into consideration the exposure at default, probability of default, changes in customer credit rating, other known risk factors impacting stage of the exposure, and taking into account estimated future cash flows from the loan repayments, as well as fair value of the collateral provided, and ECL adjustments from expected impact of future macroeconomic scenarios.</p>	<p>We assessed whether the Bank’s accounting policies in relation to the ECL of loans to customers are based on requirements of IFRS 9 by assessing each significant component: exposure at default, probability of default and loss given default, definitions of default and significant increase in credit risk.</p> <p>We assessed the design and operating effectiveness of the controls over relevant loan data and ECL calculations. These controls included controls over recording of loans data in the system, credit analysis and approval before issuing loans, periodic monitoring of performance for corporate loans, a timely inspection and update of collateral values, examination of provision amount prior to recording.</p> <p>Further, on a sample basis, we performed detailed testing over reliability of loan data, including contract dates, interest rates, collateral values and types and other inputs used in ECL calculation.</p> <p>For a sample of loans, we assessed reasonableness of assumptions related to future expected cash flows and recoverability of loans as made by credit expert for individually assessed loans. We verified the rationale of these assumptions and verified the reasonableness of the values of collateral used in the assessment.</p>

---

\* This version of our report is a translation from the original, which was prepared in Latvian. All possible care has been taken to ensure that the translation is an accurate representation of the original. However, in all matters of interpretation of information, views or opinions, the original language version of our report takes precedence over this translation.



As at 31 December 2021 expected credit losses for loans amounted to EUR 703 thousand (refer to note 16).

We reviewed all loans from COVID-19 affected industries to evaluate reasonableness of staging as at 31 December 2021.

We also assessed the process of incorporating the forward-looking information in the estimates.

Finally, we reviewed the credit risk disclosures relating to expected credit losses on loans.

---

### Reporting on other information including the Report of the Board of Directors and the Management Board

Management is responsible for the other information. The other information, which we obtained prior to the date of our auditor's report, comprises:

- Report of the Board of Directors and the Management Board, as set out on pages 3 to 5 of the accompanying Annual Report;
- Information on Members of the Board of Directors and the Management Board, as set out on page 6 of the accompanying Annual Report; and
- Statement of Management's Responsibility, as set out on page 7 of the accompanying Annual Report,

but does not include the financial statements and our auditor's report thereon.

Our opinion on the financial statements does not cover the other information.

In connection with our audit of the financial statements, our responsibility is to read the other information identified above and, in doing so, consider whether the other information is materially inconsistent with the financial statements or our knowledge obtained in the audit, or otherwise appears to be materially misstated.

With respect to the Report of the Board of Directors and the Management Board, we also performed the procedures required by Law on Audit Services of the Republic of Latvia and the Financial and Capital Market Commission Regulation No 113 "Regulation on preparation of the annual report and consolidated annual report of credit institutions, investment brokerage companies and investment management companies". Those procedures include considering whether the Report of the Board of Directors and the Management Board is prepared in accordance with the requirements of the applicable legislation.

Based on the work undertaken in the course of our audit, in our opinion, in all material respects:

- the information given in the Report of the Board of Directors and the Management Board and information on Members of the Board of Directors for the financial year for which the financial statements are prepared is consistent with the financial statements; and
- the Report of the Board of Directors and the Management Board has been prepared in accordance with the requirements of the Financial and Capital Market Commission Regulation No 113 "Regulation on preparation of the annual report and consolidated annual report of credit institutions, investment brokerage companies and investment management companies".

In addition, in light of the knowledge and understanding of the Bank and its environment obtained in the course of the audit, we are required to report if we have identified material misstatements in the Report of the Board of Directors and the Management Board or other information that we obtained prior to the date of this auditor's report. We have nothing to report in this respect.

\* This version of our report is a translation from the original, which was prepared in Latvian. All possible care has been taken to ensure that the translation is an accurate representation of the original. However, in all matters of interpretation of information, views or opinions, the original language version of our report takes precedence over this translation.



---

## Responsibilities of management and those charged with governance for the financial statements

Management is responsible for the preparation of the financial statements that give a true and fair view in accordance with the International Financial Reporting Standards as adopted by the European Union and for such internal control as management determines is necessary to enable the preparation of financial statements that are free from material misstatement, whether due to fraud or error.

In preparing the financial statements, management is responsible for assessing the Bank's ability to continue as a going concern, disclosing, as applicable, matters related to going concern and using the going concern basis of accounting unless management either intends to liquidate the Bank or to cease operations, or has no realistic alternative but to do so.

Those charged with governance are responsible for overseeing the Bank's financial reporting process.

---

## Auditor's responsibilities for the audit of the financial statements

Our objectives are to obtain reasonable assurance about whether the financial statements as a whole are free from material misstatement, whether due to fraud or error, and to issue an auditor's report that includes our opinion. Reasonable assurance is a high level of assurance but is not a guarantee that an audit conducted in accordance with ISAs will always detect a material misstatement when it exists. Misstatements can arise from fraud or error and are considered material if, individually or in the aggregate, they could reasonably be expected to influence the economic decisions of users taken on the basis of these financial statements.

As part of an audit in accordance with ISAs, we exercise professional judgment and maintain professional scepticism throughout the audit. We also:

- Identify and assess the risks of material misstatement of the financial statements, whether due to fraud or error, design and perform audit procedures responsive to those risks, and obtain audit evidence that is sufficient and appropriate to provide a basis for our opinion. The risk of not detecting a material misstatement resulting from fraud is higher than for one resulting from error, as fraud may involve collusion, forgery, intentional omissions, misrepresentations, or the override of internal control.
- Obtain an understanding of internal control relevant to the audit in order to design audit procedures that are appropriate in the circumstances, but not for the purpose of expressing an opinion on the effectiveness of the Bank's internal control.
- Evaluate the appropriateness of accounting policies used and the reasonableness of accounting estimates and related disclosures made by management.
- Conclude on the appropriateness of management's use of the going concern basis of accounting and, based on the audit evidence obtained, whether a material uncertainty exists related to events or conditions that may cast significant doubt on the Bank's ability to continue as a going concern. If we conclude that a material uncertainty exists, we are required to draw attention in our auditor's report to the related disclosures in the financial statements or, if such disclosures are inadequate, to modify our opinion. Our conclusions are based on the audit evidence obtained up to the date of our auditor's report. However, future events or conditions may cause the Bank to cease to continue as a going concern.
- Evaluate the overall presentation, structure and content of the financial statements, including the disclosures, and whether the financial statements represent the underlying transactions and events in a manner that achieves fair presentation.

\* This version of our report is a translation from the original, which was prepared in Latvian. All possible care has been taken to ensure that the translation is an accurate representation of the original. However, in all matters of interpretation of information, views or opinions, the original language version of our report takes precedence over this translation.



We communicate with those charged with governance regarding, among other matters, the planned scope and timing of the audit and significant audit findings, including any significant deficiencies in internal control that we identify during our audit.

We also provide those charged with governance with a statement that we have complied with relevant ethical requirements regarding independence, and to communicate with them all relationships and other matters that may reasonably be thought to bear on our independence, and where applicable, actions taken to eliminate threats or safeguards applied.

From the matters communicated with those charged with governance, we determine those matters that were of most significance in the audit of the financial statements of the current period and are therefore the key audit matters. We describe these matters in our auditor's report unless law or regulation precludes public disclosure about the matter or when, in extremely rare circumstances, we determine that a matter should not be communicated in our report because the adverse consequences of doing so would reasonably be expected to outweigh the public interest benefits of such communication.

---

## Report on other legal and regulatory requirements

---

### Appointment

We were first appointed as auditors of the Bank by the Bank shareholders' resolution on 6 October 2016. Our appointment has been renewed annually by shareholders' resolution representing a total period of uninterrupted engagement appointment of 6 years.

---

PricewaterhouseCoopers SIA  
Certified audit company  
Licence No. 5

A handwritten signature in blue ink, appearing to read 'Ilandra Lejiņa', is written over a light blue circular stamp.

Ilandra Lejiņa  
Certified auditor in charge  
Certificate No. 168

Member of the Board

Riga, Latvia  
10 March 2022

\* This version of our report is a translation from the original, which was prepared in Latvian. All possible care has been taken to ensure that the translation is an accurate representation of the original. However, in all matters of interpretation of information, views or opinions, the original language version of our report takes precedence over this translation.

# AS Expobank

Financial Statements for the year ended 31 December 2021


## STATEMENT OF COMPREHENSIVE INCOME

	Note	2021 EUR'000	2020 EUR'000
Interest income	5	2,118	1,229
<i>including income at effective interest rate</i>		2,075	1,132
Interest expense	5	(423)	(210)
<b>Net interest income</b>		<b>1,695</b>	<b>1,019</b>
Dividend income	6	148	-
Fee and commission income	7	1,024	1,809
Fee and commission expense	8	(205)	(123)
<b>Net fee and commission income</b>		<b>819</b>	<b>1,686</b>
Net income from transactions with financial instruments	9	242	577
Other income		108	148
Other expenses	10	(753)	(705)
Impairment on financial assets		(139)	(509)
General administrative expenses	11	(4,228)	(3,537)
<b>(Loss) before income tax for the year</b>		<b>(2,108)</b>	<b>(1,321)</b>
Income tax expense for the year	12	(5)	(3)
<b>(Loss) for the year</b>		<b>(2,113)</b>	<b>(1,324)</b>
<b>Items that may be reclassified subsequently to profit or loss</b>			
Net (losses) / gains on financial assets measured at FVOCI		(144)	219
Net gains on financial assets measured at FVOCI reclassified to profit or loss on disposal		(417)	(305)
<b>Other comprehensive (expenses) for the year</b>		<b>(561)</b>	<b>(86)</b>
<b>Total comprehensive (expenses) for the year</b>		<b>(2,674)</b>	<b>(1,410)</b>

The accompanying notes on pages 18 to 75 form an integral part of these financial statements.

The financial statements as set out on pages 14 to 75 were approved for issue by the Management Board on 10 March 2022.

  
Chairman of the Management Board  
Rolands Legzdīņš

  
Deputy Chairperson of the Management Board  
Evija Sloka

  
Member of the Management Board  
Reinis Zauers

  
Member of the Management Board  
Valda Knauere

10 March 2022

# AS Expobank

Financial Statements for the year ended 31 December 2021


## STATEMENT OF FINANCIAL POSITION

		31.12.2021	31.12.2020
ASSETS	Note	EUR'000	EUR'000
Cash and demand deposits with the central banks	13	10,127	7,169
Due from financial institutions	15	1,764	1,231
Loans and advances due from customers	16	32,008	21,898
Financial assets measured at fair value through profit or loss	18	5,992	-
Financial assets measured at fair value through other comprehensive income	19	26,833	29,059
Property and equipment and right-of-use assets	20	370	717
Intangible assets	21	584	568
Current income tax refund receivable		-	41
Other assets	22	951	862
<b>Total Assets</b>		<b>78,629</b>	<b>61,545</b>
<b>LIABILITIES AND SHAREHOLDER'S EQUITY</b>			
Deposits and balances due to financial institutions	23	1,327	1
Current accounts and deposits due to customers	24	43,875	25,483
Accrued liabilities	25	177	148
Current tax liabilities	26	120	-
Other liabilities	26	218	143
Lease liability	27	302	486
<b>Total Liabilities</b>		<b>46,019</b>	<b>26,261</b>
Share capital		11,644	11,644
Share premium		6,360	6,360
Revaluation reserve		(144)	417
Other reserves		25	25
Retained earnings		14,725	16,838
<b>Total Shareholder's Equity</b>	28	<b>32,610</b>	<b>35,284</b>
<b>Total Liabilities and Shareholder's Equity</b>		<b>78,629</b>	<b>61,545</b>
Contingent liabilities and commitments	29	7,313	11,288
Funds under trust management	30	-	18,777

The accompanying notes on pages 18 to 75 form an integral part of these financial statements.

The financial statements as set out on pages 14 to 75 were approved for issue by the Management Board on 10 March 2022.

  
**Chairman of the Management Board**  
Rolands Legzdīņš

  
**Deputy Chairperson of the Management Board**  
Evija Sloka

  
**Member of the Management Board**  
Reinis Zauers

  
**Member of the Management Board**  
Valda Knauere

10 March 2022

# AS Expobank

Financial Statements for the year ended 31 December 2021


## STATEMENT OF CASH FLOWS


	2021 EUR'000	2020 EUR'000
<b>CASH FLOWS FROM OPERATING ACTIVITIES</b>		
(Loss) before income tax	(2,108)	(1,321)
Amortisation and depreciation	237	234
Depreciation of right-of-use assets	186	167
Interest income	(2,118)	(1,228)
Interest expense	423	206
Disposal of fixed assets	-	1
Net increase in provisions	139	543
<b>Decrease in cash and cash equivalents before changes in operating assets and liabilities</b>	<b>(3,241)</b>	<b>(1,398)</b>
Increase in financial assets measured at fair value through profit or loss	(5,992)	-
Decrease in financial assets measured at fair value through other comprehensive income	1,912	2,310
(Increase) in due from financial institutions	-	(2)
(Increase) in loans and advances	(10,120)	(11,525)
Increase in other assets	(47)	(358)
Increase / (decrease) in current accounts and deposits due to customers	18,566	(6,634)
Increase in deposits and balances due to financial institutions	1,326	-
Increase / (decrease) in other liabilities	231	(396)
<b>Increase / (decrease) in cash and cash equivalents from operating activities before interest and corporate income tax</b>	<b>2,635</b>	<b>(18,003)</b>
Interest received	1,881	1,202
Interest paid	(597)	(267)
Corporate income tax (paid) / recovered	(5)	3
<b>Net cash and cash equivalents from operating activities</b>	<b>3,914</b>	<b>(17,065)</b>
<b>CASH FLOWS FROM INVESTING ACTIVITIES</b>		
Purchase of property and equipment and intangible assets	(224)	(298)
<b>Decrease in cash and cash equivalents from investing activities</b>	<b>(224)</b>	<b>(298)</b>
<b>CASH FLOWS FROM FINANCING ACTIVITIES</b>		
Repayments for the principal part of the lease	(199)	(195)
<b>Decrease in cash and cash equivalents from financing activities</b>	<b>(199)</b>	<b>(195)</b>
<b>Net cash flows for the period</b>	<b>3,491</b>	<b>(17,558)</b>
<b>Cash and cash equivalents at the beginning of the year</b>	<b>8,400</b>	<b>25,958</b>
<b>Cash and cash equivalents at the end of the year</b>	<b>11,891</b>	<b>8,400</b>

The accompanying notes on pages 18 to 75 form an integral part of these financial statements.

The financial statements as set out on pages 14 to 75 were approved for issue by the Management Board on 10 March 2022.

  
Chairman of the Management Board  
Rolands Legzdins

  
Deputy Chairperson of the Management Board  
Evija Sloka

  
Member of the Management Board  
Reinis Zauers  
10 March 2022

  
Member of the Management Board  
Valda Knauere



**AS Expobank**  
Financial Statements for the year ended 31 December 2021

**STATEMENT OF CHANGES IN SHAREHOLDER'S EQUITY**

	Share capital	Share premium	Revaluation reserve	Other reserves	Retained earnings	Total
<b>Balance at 1 January 2020</b>	11,644	6,360	503	25	18,162	36,694
Loss for the year	-	-	-	-	(1,324)	(1,324)
Other comprehensive expenses	-	-	(86)	-	-	(86)
<b>Total comprehensive expenses</b>	-	-	(86)	-	(1,324)	(1,410)
<b>Balance at 31 December 2020</b>	11,644	6,360	417	25	16,838	35,284
<b>Balance at 1 January 2021</b>	11,644	6,360	417	25	16,838	35,284
Loss for the year	-	-	-	-	(2,113)	(2,113)
Other comprehensive expenses	-	-	(561)	-	-	(561)
<b>Total comprehensive expenses</b>	-	-	(561)	-	(2,113)	(2,674)
<b>Balance at 31 December 2021</b>	11,644	6,360	(144)	25	14,725	32,610

The accompanying notes on pages 18 to 75 form an integral part of these financial statements.

The financial statements as set out on pages 14 to 75 were approved for issue by the Management Board on 10 March 2022.

  
**Chairman of the Management Board**  
Rolands Legzdīņš

  
**Deputy Chairperson of the Management Board**  
Evija Sloka

  
**Member of the Management Board**  
Reinis Zauers

  
**Member of the Management Board**  
Valda Knaudere

10 March 2022

# AS Expobank

## Financial Statements for the year ended 31 December 2021

### NOTES TO THE FINANCIAL STATEMENTS

---

## 1 Background

### *Information on the Bank*

AS Expobank (hereinafter the “Bank”) was established in the Republic of Latvia on 6 December 1991 as a closed joint stock company. The Bank operates under a credit institution license issued by the Financial and Capital Market Commission of the Republic of Latvia according to which the Bank is allowed to provide all financial services. In 2021, the Bank continues its operations and development by offering Bank’s services to corporate clients and private persons. The services offered by the Bank include current accounts, deposits, lending, local and international money transfers, remote banking, escrow accounts, currency exchange, documentary operations, transactions with securities, brokerage services and payment cards.

*Information about the Bank:* AS Expobank

*Address:* Valdemara street 19, Riga, LV-1010, Latvia

The Bank does not have any branch, representative office or subsidiary.

### *Shareholders*

As at 31 December 2021, the sole shareholder of the Bank was Igor Kim. On 26 January 2022, when the transfer of the shares and respective changes were made by Bank in the Register of shareholders, Signet Bank AS became the owner of the 100% shares of the Bank, as the result of the share disposal agreement signed between Igor Kim and Signet Bank AS. Related party transactions are disclosed in Note 31.

## 2 Basis of preparation

### (1) Statement of compliance

The accompanying financial statements of the Bank have been prepared in accordance with International Financial Reporting Standards as adopted by the European Union (“EU IFRS”), and regulations of the Financial and Capital Market Commission of the Republic of Latvia in force as at the reporting date.

The financial statements were approved for issue by the Management Board on 10 March 2022.

The shareholder has the right to reject these financial statements and request that new financial statements are prepared.

### (2) Going concern

In January 2022 after permission was granted by the Financial and Capital Market Commission and European Central Bank the deal was concluded between the previous sole shareholder Igor Kim who sold its shares to the local capital bank Signet Bank AS which became a 100% shareholder of the Bank. There is a plan to merge both banks in 2022. The merged bank will continue under the brand of Signet Bank AS and will execute on the strategy of Signet Bank AS – servicing Latvian entrepreneurs and their companies, concentrating on financing and investment management services. The Bank will cease existing in a process of reorganisation without liquidation process, by transferring all its assets, liabilities, rights and obligations to Signet Bank AS. Therefore the Bank's management considers that going concern principle is applicable in the preparation of these financial statements.

### (3) Basis of measurement

The accounting system of the Bank is organised in accordance with the legislation of the Republic of Latvia, including requirements applicable to credit institutions operating in Latvia. The financial year of the Bank coincide with the calendar year. The financial statements have been prepared on a historical cost basis, except for financial assets measured at fair value through other comprehensive income and at fair value through profit or loss.

### (4) Functional and Presentation Currency

The financial statements are presented in thousands of euro (‘000 EUR), unless stated otherwise, being the functional currency of the Bank.

**NOTES TO THE FINANCIAL STATEMENTS**

---

**3 Significant accounting policies, continued**

The following significant accounting policies have been consistently applied in the preparation of the financial statements.

**(1) Foreign currency**

Transactions in foreign currencies are translated into the respective functional currency of the operation at exchange rates published by the European Central Bank at the dates of the transactions. The foreign currency gain or loss on monetary items is the difference between amortized cost in the functional currency at the beginning of the period, adjusted for effective interest and payments during the period, and the amortized cost in foreign currency translated at the exchange rate at the end of the period.

Foreign currency differences arising on translation are recognized in profit and loss, except for differences arising on the translation of financial assets measured at fair value through other comprehensive income.

Non-monetary assets and liabilities denominated in foreign currencies that are measured at fair value are translated into the functional currency at the spot exchange rate at the date when the fair value was determined.

Exchange rates as of 31 December 2021 and 31 December 2020 were as follows:

	<b>31 December 2021</b>	<b>31 December 2020</b>
<b>EUR/USD</b>	0,8829	0,8149
<b>EUR/RUB</b>	0,0117	0,0109
<b>EUR/GBP</b>	1,1901	1,1123

***Foreign operations***

The assets and liabilities of foreign operations, including goodwill and fair value adjustments arising on acquisition, are translated into EUR at exchange rates set by the European Central Bank at the reporting date. The income and expenses of foreign operations are translated into the functional currency at the exchange rates of transaction dates.

Foreign currency differences are recognized in other comprehensive income and accumulated in the translation reserve, except to the extent that the translation difference is allocated to non-controlling interest.

Foreign exchange gains or losses arising from a monetary item receivable from or payable to a foreign operation, the settlement of which is neither planned nor likely to occur in the foreseeable future and which in substance is considered to form part of the net investment in the foreign operation, are recognized in other comprehensive income and accumulated in the translation reserve.

**(2) Cash and cash equivalents**

Cash and cash equivalents include notes and coins on hand, unrestricted balances held with central banks and highly liquid financial assets with original maturities of less than three months, which are subject to insignificant risk of changes in their fair value, and are used by the Bank in the management of their short-term commitments, and deposits and balances due to financial institutions with original maturity less than 3 months (See Note 14).

**(3) Financial assets and financial liabilities**

***(a) Initial recognition and measurement***

Financial assets and financial liabilities are recognised when the entity becomes a party to the contractual provisions of the instrument.

**NOTES TO THE FINANCIAL STATEMENTS**

---

**3 Significant accounting policies, continued**

**(3) Financial assets and financial liabilities, continued**

**(a) Initial recognition and measurement, continued**

Regular way purchases and sales of financial assets are recognised on settlement date, the date on which the asset is delivered to or by the Bank.

At initial recognition, the Bank measures a financial asset or financial liability at its fair value plus or minus, in the case of a financial asset or financial liability not at fair value through profit or loss, transaction costs that are incremental and directly attributable to the acquisition or issue of the financial asset or financial liability, such as fees and commissions. Transaction costs of financial assets and financial liabilities carried at fair value through profit or loss are expensed in profit or loss. Immediately after initial recognition, an expected credit loss allowance (ECL) is recognised for financial assets measured at amortised cost and investments in debt instruments measured at FVOCI, which results in an accounting loss being recognised in profit or loss when an asset is newly originated.

When the fair value of financial assets and liabilities differs from the transaction price on initial recognition, the entity recognises the difference as follows:

- (a) When the fair value is evidenced by a quoted price in an active market for an identical asset or liability (i.e. a Level 1 input) or based on a valuation technique that uses only data from observable markets, the difference is recognised as a gain or loss.
- (b) In all other cases, the difference is deferred and the timing of recognition of deferred day one profit or loss is determined individually. It is either amortised over the life of the instrument, deferred until the instrument's fair value can be determined using market observable inputs, or realised through settlement.

**(b) Classification**

Financial assets at initial recognition are classified in the following measurement categories:

**Financial assets measured at amortised cost (AC)**, if the following conditions are met:

- The financial asset is held within a business model whose objective is to hold financial assets in order to collect contractual cash flows of financial assets; and
- The contractual terms of the financial asset give rise on specified dates to cash flows that are solely payments of principal and interest on principal amount outstanding.

**Financial assets measured at fair value through other comprehensive income (FVOCI)**, if the following conditions are met:

- The financial asset is held within a business model whose objective is both to hold financial assets in order to collect contractual cash flows and selling financial asset; and
- The contractual terms of the financial asset give rise on specified dates to cash flows that are solely payments of principal and interest on principal amount outstanding.

All financial assets that are not measured at amortised cost or at fair value through other comprehensive income are measured **at fair value through profit or loss (FVPL)**.

The Bank may make an irrevocable election at initial recognition for particular investments in equity instruments that would otherwise be measured at fair value through profit or loss to present subsequent changes in fair value in other comprehensive income.

**Financial liabilities carried at amortised cost** represent financial liabilities of the Bank other than financial instruments designated at fair value through profit or loss. Deposits from financial institutions, customer deposits and other financial liabilities are included in this category.

Financial liabilities carried at amortised cost are initially measured at fair value less directly attributable transaction costs and are subsequently remeasured to amortised cost using the effective interest rate.

**NOTES TO THE FINANCIAL STATEMENTS**

---

**3 Significant accounting policies, continued**

**(3) Financial assets and financial liabilities, continued**

*(b) Classification, continued*

**Financial assets measured at fair value through other comprehensive income (FVOCI)**

***Debt instruments***

Debt instruments are those instruments that meet the definition of a financial liability from the issuer's perspective, such as government and corporate bonds.

The Bank classifies its acquired debt instruments into the measurement category:

Fair value through other comprehensive income (FVOCI): Financial assets that are held for collection of contractual cash flows and for selling the assets, where the asset's cash flow represents solely payments of principal and interest, and that are not designated at FVPL, are measured at fair value through other comprehensive income (FVOCI).

Movements in the carrying amount are taken through OCI, except for the recognition of impairment gains or losses, interest income and foreign exchange gains and losses on the instruments amortised cost which are recognised in profit or loss. When the financial asset is derecognised, the cumulative gain or loss previously recognised in OCI is reclassified from equity to profit or loss. Interest income from these financial assets is included in "Interest income" using the effective interest method.

***Equity instruments***

Equity instruments are instruments that meet the definition of equity from the issuer's perspective; that is, instruments that do not contain a contractual obligation to pay and that evidence a residual interest in the issuer's net assets. Examples of equity instruments include basic ordinary shares.

The Bank subsequently measures all equity investments at fair value through profit or loss, except where the Bank's management has elected, at initial recognition, to irrevocably measure an equity investment at fair value through other comprehensive income. The Bank's policy is to designate equity investments at fair value through other comprehensive income when those investments are held for purposes other than to generate investment returns. In this case, fair value gains and losses are recognised in OCI and are not subsequently reclassified to profit or loss, including on disposal. Impairment losses (and reversal of impairment losses) are not reported separately from other changes in fair value. Dividends, when representing a return on such investment and the right to receive payments is established, are recognised in profit or loss.

**Financial assets measured at fair value through profit or loss (FVTPL)**

Financial assets are measured at fair value through profit or loss if they are not measured at amortised cost or measured at fair value through other comprehensive income.

For equity instruments that would otherwise be measured at fair value through profit or loss, at initial recognition an irrevocable election may be made to recognize those at fair value through comprehensive income. The option to choose is applicable to each instrument individually.

Interest on financial assets measured at fair value through profit or loss is included in net interest income. Revaluation and trading gains or losses arising from changes in the fair value of the respective financial assets are included directly in the income item "Net income from transactions with financial instruments". Such financial assets and liabilities after recognition are at fair value based on available market prices or broker quoted prices.

# AS Expobank

Financial Statements for the year ended 31 December 2021

## NOTES TO THE FINANCIAL STATEMENTS

---

### 3 Significant accounting policies, continued

#### (3) Financial assets and financial liabilities, continued

##### **Financial assets and financial liabilities measured at amortised cost (AC)**

A financial asset or liability is initially measured at its fair value plus, in the case of a financial asset or liability not at fair value through profit or loss, transaction costs that are directly attributable to the acquisition or issue of the financial asset or liability.

Subsequent to initial recognition, financial assets, including derivatives that are assets, are measured at their fair values, without any deduction for transaction costs that may be incurred on sale or other disposal, except for:

- loans and receivables that are measured at amortised cost using the effective interest rate method;

All financial liabilities, other than those designated at fair value through profit or loss and financial liabilities that arise when a transfer of a financial asset carried at fair value does not qualify for derecognition, are measured at amortised cost. Amortised cost is calculated using the effective interest rate method. Premiums and discounts, including initial transaction costs, are included in the carrying amount of the related instrument and amortised based on the effective interest rate of the instrument.

##### **Financial assets measured at amortised cost (AC)**

###### *Loans and advances*

Demand deposits with central banks, placements with financial institutions and loans and advances due from customers are classified as financial assets measured at amortised cost, provided that the following criteria are met:

- they are held within a business model whose objective is achieved by collecting contractual cash flows (“Held to collect” business model);
- their contractual cash flows represent solely payments of principal and interest on principal amount outstanding;
- the Bank does not designate them on initial recognition to fair value through profit or loss measurement option.

Financial assets meeting the aforementioned criteria are measured at amortised cost and are subject to IFRS 9 impairment model.

##### **Financial liabilities measured at amortised cost (AC)**

###### *Balances due to financial institutions and customer deposits*

All financial liabilities initially are recognised at fair value net of directly attributable transaction costs. After the initial recognition, the interest-bearing financial liabilities are recognised at amortised cost using the EIR method. Gains and losses are recognised in profit or loss when the liabilities are derecognised as well as through the EIR method. Amortised cost is calculated by taking into account any discount or premium on acquisition and fees or costs that are an integral part of the EIR. The EIR amortisation is included as net interest income in the statement of profit and loss.

##### **( c ) Amortised cost and effective interest rate**

The amortised cost is the amount at which the financial asset or financial liability is measured at initial recognition minus the principal repayments, plus or minus the cumulative amortisation using the effective interest method of any difference between that initial amount and the maturity amount and, for financial assets, adjusted for any loss allowance. Financial assets are written-off, in whole or in part, when the Bank exhausted all practical recovery efforts and has concluded that there is no reasonable expectation of recovery. The write-off represents a derecognition event. The Bank may write-off financial assets that are still subject to

**NOTES TO THE FINANCIAL STATEMENTS**

---

**3 Significant accounting policies, continued**

**(3) Financial assets and financial liabilities, continued**

**(c) Amortised cost and effective interest rate, continued**

enforcement activity when the Bank seeks to recover amounts that are contractually due, however, there is no reasonable expectation of recovery.

The effective interest rate is the rate that exactly discounts estimated future cash payments or receipts through the expected life of the financial asset or financial liability to the gross carrying amount of a financial asset (i.e. its amortised cost before any impairment allowance) or to the amortised cost of a financial liability. The calculation does not consider expected credit losses and includes transaction costs, premiums or discounts and fees and points paid or received that are integral to the effective interest rate, such as origination fees.

When the Bank revises the estimates of future cash flows, the carrying amount of the respective financial assets or financial liability is adjusted to reflect the new estimate discounted using the original effective interest rate.

**(d) Fair value measurement principles**

Fair value is the price that would be received to sell an asset or paid to transfer a liability in an orderly transaction between market participants at the measurement date. The fair value of a liability reflects its non-performance risk.

When available, the Bank measures the fair value of a financial instrument using quoted prices in an active market for that instrument. A market is regarded as active if quoted prices are readily and regularly available and represent actual and regularly occurring market transactions on an arm's length basis.

If a market for a financial instrument is not active, the Bank establishes fair value using a valuation technique. Valuation techniques include using recent arm's length transactions between knowledgeable, willing parties (if available), reference to the current fair value of other instruments that are substantially the same, discounted cash flow analyses and option pricing models.

The chosen valuation technique makes maximum use of market inputs, relies as little as possible on estimates specific to the Bank, incorporates all factors that market participants would consider in setting a price, and is consistent with accepted economic methodologies for pricing financial instruments. Inputs to valuation techniques reasonably represent market expectations and measures of the risk-return factors inherent in the financial instrument. The Bank calibrates valuation techniques and tests them for validity using prices from observable current market transactions in the same instrument or based on other available observable market data.

The best evidence of the fair value of a financial instrument at initial recognition is the transaction price, i.e., the fair value of the consideration given or received, unless the fair value of that instrument is evidenced by comparison with other observable current market transactions in the same instrument (i.e., without modification or repackaging) or based on a valuation technique whose variables include only data from observable markets. When transaction price provides the best evidence of fair value at initial recognition, the financial instrument is initially measured at the transaction price and any difference between this price and the value initially obtained from a valuation model is subsequently recognized in statement of comprehensive income depending on the individual facts and circumstances of the transaction but not later than when the valuation is supported wholly by observable market data or the transaction is closed out.

Assets and long positions are measured at a bid price; liabilities and short positions are measured at an asking price. Where the Bank has positions with offsetting risks, mid-market prices are used to measure the offsetting risk positions and a bid or asking price adjustment is applied only to the net open position as appropriate. Fair values reflect the credit risk of the instrument and include adjustments to take account of the credit risk of the counterparty where appropriate. Fair value estimates obtained from models are adjusted for any other factors, such as liquidity risk or model uncertainties; to the extent that the the Bank believes a third-party market participant would take them into account in pricing a transaction.

**NOTES TO THE FINANCIAL STATEMENTS**

---

**3 Significant accounting policies, continued**

**(3) Financial assets and financial liabilities, continued**

**( d ) Fair value measurement principles, continued**

A number of the Bank's accounting policies and disclosures require the determination of fair value of financial assets and liabilities. The methods described below have been used for the determination of fair values. When applicable, further information about the assumptions made in determining fair values is disclosed in the respective notes.

*Shares and other non-fixed income securities*

The fair value of shares (S.W.I.F.T) and other non-fixed income securities is determined by reference to their quoted bid price at the reporting date, if available.

The fair value of S.W.I.F.T shares was determined based on the "transfer amount" approved for the respective year by the shareholder's meeting, that represents the price for new share allocation and participants quit price.

*Loans*

The estimated fair value of loans represents the discounted amount of estimated future cash flows expected to be received. The interest rate used to discount estimated cash flows are based on the prevailing money-market interest rates curve plus an adequate credit spread.

**( e ) Derecognition of financial assets and liabilities**

**A financial asset** (or, where applicable a part of a financial asset or a part of a group of similar financial assets) is derecognised when:

- the rights to receive cash flows from the asset have expired; or
- the Bank has transferred the rights to receive cash flows from the asset, or retained the right to receive cash flows from the asset, but have assumed an obligation to pay them in full without material delay to a third party under a 'pass-through' arrangement; and
- the Bank either (a) has transferred substantially all the risks and rewards of the asset, or (b) has neither transferred nor retained substantially all the risks and rewards of the asset, but have transferred control of the asset.

**A financial liability** is derecognised when the obligation under the liability is discharged or cancelled or expires.

When the contractual cash flows of a financial assets are substantially modified, such a modification is treated as a derecognition of the original assets and the recognition of a new financial asset, and the difference in respective carrying amounts is recognised in the income statement. In the case of financial asset modification, which does not lead to derecognition, the Bank recalculates the gross carrying amount of the financial asset and recognises a modification gain or loss.

Where an existing financial liability is replaced by another from the same lender on substantially different terms, or when the terms of an existing liability are substantially modified, such an exchange or modification is treated as a derecognition of the original liability and the recognition of a new liability, and the difference in the respective carrying amounts is recognised in the profit or loss.

Financial assets or financial liabilities are considered 'substantially modified' when the net present value of the cash flows under the new terms, including any fees paid net of any fees received and discounted using the original effective interest rate, differs by at least 10 percent from the present value of the remaining cash flows under the original terms.

**( f ) Offsetting**

Financial assets and liabilities are offset and the net amount reported in the statement of financial position when there is a legally enforceable right to set off the recognized amounts and there is an intention to settle on a net basis, or realise the asset and settle the liability simultaneously.



**NOTES TO THE FINANCIAL STATEMENTS**

---

**3 Significant accounting policies, continued**

**(4) Expected credit loss**

**( a ) Measurement**

Impairment is determined using the expected credit loss (ECL) model. It provides for monitoring of trends in deterioration or improvement of the credit quality of financial instruments.

Impairment requirements under IFRS 9 apply to the following financial instruments:

- financial assets measured at amortised cost;
- debt instruments measured at FVOCI,
- contractual obligations;
- loan commitments.

The Bank introduced a three stage model to estimate the expected credit losses.

*Stage 1* – financial instruments with no significant increase in credit risk since initial recognition:

- no expected problems with counterparty's obligations in terms of cash flows, as current and future cash flows are sufficient to meet the liabilities;
- financial instruments with low credit risk; the credit risk of a financial instrument is considered low if the financial instrument has low default risk. If a financial instrument has an 'investment grade' (i.e. BBB- and better) external rating, it is considered to have low credit risk.

*Stage 2* - financial instruments with a significant increase in credit risk after initial recognition (unless they have low credit risk at the valuation date) but does not have objective evidence of impairment. Regardless of the Bank's assessment whether the credit risk has increased significantly, if the payments of contractual cash flows are past due more than 30 days, the credit risk of the financial instrument is considered to have increased significantly.

*Stage 3* – financial instruments that have objective evidence of impairment at the assessment date, i.e. the financial instrument is in default and/or is assigned a status of a non-performing financial instrument.

Defaults are deemed to have occurred, and the financial instrument is considered as non-performing, if it is clear that customer will not be able to fulfil his obligations to the Bank without any additional measures like realisation of collateral, or if the customer falls more than 90 days past due in making its contractual payments.

ECL for financial assets measured at amortised cost and for lease receivables are reflected as deductions from the book value of these assets, i.e. the gross carrying amount is reduced by the amount of these deductions. Furthermore, ECL for off-balance loan commitments is reflected as provisions, i.e. in the liabilities section of the balance sheet. Adjustments of provisions for credit loss due to changes in ECL are recognised in the statement of comprehensive income, in section "Impairment on financial assets".

The credit risk is measured and ECL estimates are determined by objectively evaluating risks and taking into account all the available information about the measurement, including information about past events, current circumstances, as well as justified and supportable forecasts on future events and economic circumstances on the date of the report.

**( b ) Significant increase in credit risk**

At each reporting date, the Bank evaluates whether the credit risk of the financial instrument has considerably increased since its initial recognition by analysing changes in the risk of default over the expected lifetime of the financial instrument.

**NOTES TO THE FINANCIAL STATEMENTS**

---

**3 Significant accounting policies, continued**

**(4) Expected credit loss, continued**

**( b ) Significant increase in credit risk, continued**

In order to carry out this evaluation, the Bank compares the risk of default of financial instrument liabilities on the reporting date with the risk of default of financial instrument liabilities at the time of its initial recognition, taking into account relevant and justified information, which is available without unreasonable costs or effort, which would evidence of a significant increase in credit risk since its initial recognition.

For the transactions the main indicator is changes in the probability of default (or PD) of lifecycle liabilities, which are determined by comparing the scenario providing the lifecycle PD set for the year on the reporting date with a scenario providing the lifecycle PD set for the year at the time of initial recognition.

Regardless of the quantitative indicator, a significant increase in credit risk is caused by the following back-stop indicators:

- payments are more than 30 days, but less than 90 days past due; or
- financial assets which are classified as financial assets on watch-list; or
- reviewed financial assets (terms of the loan contract have been reviewed and relieves have been granted due to customer's financial difficulties).

Backstop indicators usually overlap with the quantitative indicator of a significant increase in credit risk.

If a credit risk has significantly increased since its initial recognition, provisions for lifecycle ECL are recognised and the financial instrument is moved to the second stage. The approach is symmetrical, i.e. if credit quality of the financial instrument in future reporting periods improves to the extent that a significant increase in credit risk since initial recognition disappears, the financial instrument is moved back to the first stage.

**( c ) Definition of default**

The financial instruments, which are defaulted, are included in the third stage. For accounting purposes, the Bank uses the definition of default included in the capital requirements regulation (Regulation (EU) No 575/2013 of the European Parliament and of the Council on prudential requirements for credit institutions and investment firms and amending Regulation (EU) No 648/2012, Article 178), i.e. the financial assets which are past due more than 90 days. It is considered that the credit value of all the financial assets in the third stage has reduced. It is considered that the debtor is unlikely to be able to settle the credit obligations in full without collateral, irrespective of the existence of the overdue amounts and the number of days past due. Bank make such conclusion based on regular or ad-hoc analysis of debtor (DSCR, cashflow analysis, planned, future events).

**( d ) Modelling**

ECL is calculated taking into account the probability of default or PD, the exposure at default or EAD, the loss given default or LGD, as well as the time of loss. The methodology used by the Bank for measurement of ECL in accordance with IFRS 9 is based on internal creditworthiness measurement models.

PD reflects the probability that the loan will not be repaid and that it will be defaulted in the next 12 months or during its entire lifecycle. When evaluating ECL with regard to each individual instrument, the category of the customer and justified external historical information allowing to use supportable information on future economic circumstances are taken into account. They are adapted to the class of assets and the type of product. EAD means estimation of the credit risk at the time of default. With regard to off-balance liabilities, EAD means estimation of the additional amounts, which will be paid at the time of default. For the purposes of IFRS 9, EAD models are adjusted for 12 months or lifecycle.

**NOTES TO THE FINANCIAL STATEMENTS**

---

**3 Significant accounting policies, continued**

**(4) Expected credit loss, continued**

**( d ) Modelling, continued**

LGD is the amount, which will not be recovered in case of default. For the purposes of LGD, the quality and amount of any held security, as well as the probability of its recovery are taken into account, i.e. that the borrower will repay all the outstanding liabilities for the loan or resume payments under the contract. The Bank uses justified external historical information on LGD.

Credit loss is the difference between all the cash flows under the contract to be paid in accordance with the contract, and all the cash flows the Bank is planning to receive (i.e. all cash shortages), discounting using the initial effective interest rate (or the adjusted effective interest rate of the loan for financial assets purchased or issued with reduced credit value).

The Bank evaluates cash flows, taking into account all the contract terms of the financial instrument (for example, prepayment, extension of the contract, sale and similar possibilities) using the expected lifetime of this financial instrument. These cash flows include cash flows occurring from sale of securities or other credit quality improvements, which are an integral part of terms of the contract.

Expected credit loss is the weighted average indicator of credit loss with respective defaults as weights. Expected credit loss during lifetime of the asset is expected credit loss, which occurs due to all potential defaults over the expected lifetime of the financial instrument. 12-month expected credit loss is part of expected credit loss during lifetime of the asset, which reflects expected credit loss arising from events of default relating to the financial instrument, which are possible within 12 months of the reporting date.

For a financial asset, whose credit value is reduced at the reporting date, but which is not a financial asset, which was already purchased with reduced credit value, the Bank evaluates expected credit loss as the difference between the gross carrying amount of the asset and the current value of the net expected future cash flow obtained by discounting future cash flows by the initial effective interest rate of the financial asset. Any adjustment is recognised in profit or loss as income or expenses from changes in the value of provisions.

Loan commitments for issuing of a loan are also subject to measurement of expected credit loss. For loan commitments, the Bank takes into account changes in the credit risk of the loan, to which the loan commitments apply.

**( e ) Assessment of impairment**

***Individual assessment of impairment***

Loss events indicating objective evidence of impairment of individually assessed assets are when scheduled payments are past due by more than 90 days, or if the counterparty is expected to be in default or any other combination of events that are deemed so negative that there will be a probable payment default in the foreseeable future. The debt instrument is impaired if the cash flows including the value of the collateral does not cover outstanding exposure.

***Recognition of impairment loss on financial assets carried at amortised cost***

An impairment of an individually assessed financial asset in the category loans and receivables carried at amortised cost is calculated on the basis of the original effective interest rate of the financial instrument. The amount of the impairment is measured as the difference between the carrying amount of the asset and the present value of estimated future cash flows (recoverable amount). If the terms of an asset are restructured or otherwise modified due to financial difficulties on behalf of the borrower or issuer, impairment is measured using the original effective interest rate before modification of the terms and conditions. Cash flows relating to short-term receivables are not discounted if the effect of the discounting is immaterial. The entire outstanding amount of each loan for which a specific provision has been established is included in impaired loans, i.e. including the portion covered by collateral.

**NOTES TO THE FINANCIAL STATEMENTS**

---

**3 Significant accounting policies, continued**

**(5) Property and equipment**

Items of property and equipment are stated at cost, net of accumulated depreciation and impairment losses, if any.

When an item of property and equipment comprises major components having different useful lives, they are accounted for as separate items of property and equipment.

Depreciation is charged to the income statement on a straight-line basis over the estimated useful lives of the individual assets. Depreciation commences on the date of acquisition or, in respect of internally constructed assets, from the time an asset is completed and ready for use. Land is not depreciated.

The estimated useful lives are as follows:

Furniture and equipment	2 to 10 years
Computers and equipment	4 years
Software inseparable from equipment (OEM software)	4 years

Depreciation of leasehold improvements is calculated over the remaining period of lease. Depreciation is calculated from the date when leasehold improvements are completed and ready for use.

An item of property and equipment is derecognized upon disposal or when the asset is no longer in use and no future economic benefits are expected to arise from the continued use of the asset. Any gain or loss arising on derecognition of the asset calculated as the difference between the net disposal proceeds and the carrying amount of the item upon disposal is included in the statement of comprehensive income. Depreciation methods, useful lives, and residual values are reviewed annually.

**(6) Intangible assets**

Intangible assets are identifiable non-monetary assets without physical substance (licences and software that are separately identifiable from electronic devices, etc.) held for rendering of services or other purposes if it is expected that an economic benefit attributable to these assets will flow to the Bank.

Intangible assets are stated at cost less accumulated amortisation and impairment losses and are amortized over the useful life of the asset. The useful life of each class of intangible assets is estimated, considering the contractual conditions, and/or based on the estimated period over which the asset is expected to generate economic benefits.

The estimated useful lives are as follows:

Software	5 years
Mastercard licence	10 years
Other licences	5 years

Licences acquired by the Bank for a period up to one year are expensed as acquired.

Amortisation methods and useful lives are reviewed annually.

**(7) Provisions**

Provisions are recognised for present obligations arising as consequences of past events where it is more likely than not that a transfer of economic benefit will be necessary to settle the obligation, and it can be reliably estimated.

Provisions are determined by discounting the expected future cash flows at pre-tax rate that reflects current market assessments of the time value of money and, where appropriate, the risks specific to the liability.

Provisions are evaluated at each balance sheet date and are adjusted as necessary.

**NOTES TO THE FINANCIAL STATEMENTS**

---

**3 Significant accounting policies, continued****(8) Leased assets and lease payments*****Classification***

When concluding a contract, the Bank evaluates whether the contract is a lease or contains a lease. A contract is a lease or contains a lease, if the contract conveys the right to control the use of an identifiable asset for a specific period of time in exchange for consideration. In order to evaluate whether the contract is a lease or contains a lease, the Bank evaluates, whether:

- The contract provides for the use of an identifiable asset – the asset can be specified directly or indirectly and it should be physically distinguishable or reflect the entire capacity of the asset from a physically separable asset. If the supplier has significant rights to replace the asset, the asset is not identifiable;
- The Bank is entitled to gain all economic benefits from the use of the identifiable asset throughout the period of its use;
- The Bank is entitled to determine the type of use of the identifiable asset. The Bank is entitled to determine the type of use, when it decides on how and for what purpose the asset will be used.

In the cases, when respective decisions on how and for what purpose the asset is used are pre-defined, the Bank should evaluate whether they have the right to handle the asset or designate handling of the asset in a certain way or the Bank has developed the asset in such a way that it is pre-determined how and for what purpose the asset will be used.

In initial measurement or repeated measurement of a contract containing a lease component or several lease components, the Bank applies a relative separate price to each lease component.

***Lessee***

Lease is recognised as the right to use an asset and respective lease liabilities on the date, when the asset is available to the Bank for use. The costs of the right-of-use asset consist of:

- the amount of initial measurement of lease liabilities;
- any lease payments made at or before the start date, less received lease promotion payments;
- any initial direct costs.

The costs of renewal related to dismantling and renewal of right-of-use assets are classified separately as provisions and related assets.

Depreciation is calculated using the straight-line method from the lease start date to the end of lease unless there are plans to buy the asset. The right-of-use asset is periodically reduced for asset impairment loss, if any, and adjusted taking into account revaluation of lease liabilities.

The assets and liabilities arising from lease on the date of their initial application are measured at the current value of residual lease payments discounted using the Bank's incremental borrowing rate rate. Lease liabilities include the current value of the following lease payments:

- fixed lease payments made (less essentially fixed lease payments), less lease promotion payments;
- variable lease payments, which depend on the index or rate;
- payments to be made by the lessee in accordance with residual value guarantees;
- price of using the possibility to buy, if there is sufficient reason to believe that the lessee will use this possibility, and
- penalty payment for termination of the lease, if the lease period does not reflect that the lessee uses the possibility to terminate the lease.

Lease liabilities are repeatedly measured, if future lease payments change, because the index or the rate used to determine these payments has changed, if Bank's estimates regarding the amount of expected payments change or if the Bank changes its evaluation of using the possibility to buy, extension or termination of the lease period. When lease liabilities are repeatedly measured, the respective adjustment is made to the carrying amount of the right-of-use asset or recognised in the profit and loss statement, if the carrying amount of the right-of-use asset reduces to zero.

# AS Expobank

Financial Statements for the year ended 31 December 2021

## NOTES TO THE FINANCIAL STATEMENTS

---

### 3 Significant accounting policies, continued

#### (8) Leased assets and lease payments, continued

Each lease payment is divided between lease liabilities and interest expenses for lease liabilities. Interest expenses of lease liabilities are recognised in the profit and loss statement in the lease period to form a constant periodical interest rate for the residual lease liability in each period.

##### *Short-term lease and lease with underlying asset having low value*

The lease payments related to short-term lease or lease with underlying asset having low value are recognised in the profit and loss statement as expenses using the straight-line method. Short-term lease is a lease with a lease period of 12 months or less at the start date.

#### (9) Taxation

Corporate income tax on dividends is recognized in the statement of comprehensive income as expense in the reporting period when respective dividends are declared, whilst for other deemed profit items it is recognized at the time when expense is incurred.

The Bank calculates and pays corporate income tax also for the conditionally distributed profit (20/80 of calculated taxable base), which includes taxable objects in accordance with the Corporate Income Tax law, such as the expenditure not related to economic activity, the doubtful debts of debtors and the loans to the related parties, if they meet criteria provided in the Corporate Income Tax law, as well other expenses exceeding statutory limits for deduction. Corporate income tax for the conditionally distributed profit is recognized in the profit or loss statement in the year for which it is assessed.

Corporate income tax for the distributed profit and corporate income tax for the conditionally distributed profit is included in the profit and loss statement line item "Income tax expense" and disclosed by the components in the notes to the financial statements.

#### (10) Income and expense recognition

All income and expense categories, including interest income and expense, are recognized on the accrual basis. Income is recognized only to the extent that an inflow of economic benefits to the Bank is possible and such income can be reasonably estimated.

Interest income and expense are recognized in the income statement using the effective interest rate method. Payments made by the Bank to the deposit guarantee fund are disclosed under other interest expense.

Loan origination fees and other fees that are considered to be integral to the overall profitability of a loan, together with the related direct costs, are deferred and amortized to interest income over the estimated life of the financial instrument using the effective interest rate method.

Commission and fee income and expense on non-recurring services are recognized on the transaction date on an accrual basis. Commission and fee income and expense on services provided or received in a certain period of time are accrued and charged to the income statement over the period of the services received/rendered.

Other fees, commissions and other income and expense items are recognized when the corresponding service has been provided.

Interest income is calculated by applying the effective interest rate to the gross carrying amount of financial assets, except purchased or originated credit-impaired assets where interest income is calculated by applying the revised EIR to the net amount of the financial assets and Stage 3 impaired assets.

#### (11) Employee benefits

Short-term employee benefits, including salaries and social security contributions and paid vacation benefits are included in Administrative expenses on an accrual basis.

The Bank makes social security contributions to the state pension insurance and to the state funded pension scheme in accordance with Latvian legislation. The social security contributions are accrued in the year in which the associated services are rendered by the employees of the Bank.

**NOTES TO THE FINANCIAL STATEMENTS**

---

**3 Significant accounting policies, continued****(12) Use of significant accounting estimates and judgments**

The preparation of financial statements in conformity with IFRSs as adopted by the EU requires management to make judgments, estimates and assumptions that affect the application of accounting policies and the reported amounts of assets and liabilities, income and expenses. The estimates and associated assumptions are based on historical experience and various other factors that are believed to be reasonable under the circumstances, the results of which form the basis of making judgments about the carrying values of assets and liabilities that are not readily apparent from other sources. Actual results may differ from those estimates.

The Bank uses The EBA Risk Dashboard Credit Risk parameters for the last quarter of Latvia (assuming them as representative external data), which are allocated to the risk categories assigned by the Bank and adjusted by macroeconomic impact element to determine PDs and LGDs for IFRS9 stage 1 loans to calculate ECL. For the assessment of stages 2 and 3 of IFRS 9, the Bank uses future cash flow scenarios to model possible situation developments. For the assessment of the ECL of other assets, the Bank used the "One Year Global corporate Default rates" parameters published by Standard & Poor's (S&P), which serve as an assumption for the approximate assessment of the size of the ECL.

Bank uses sensitivity analysis in modeling macroeconomic component in ECL calculation by setting multiple scenarios as well as in strategic planning process by analysing impact of possible structure of loan portfolio divided by industries and loan quality.

The estimates and underlying assumptions are reviewed on an ongoing basis. Revisions to accounting estimates are recognized in the period in which the estimate is revised if the revision affects only that period or in the period of the revision and future periods if the revision affects both current and future periods.

***COVID-19 impact on Expected credit loss***

In 2020 and 2021, COVID-19 has had an impact on the levels of the Bank's provisions for doubtful loans, both as a result of the deterioration of the financial situation of individual borrowers and the deterioration of overall macroeconomic indicators.

As described above, to determine PD and LGD indicators Bank uses The EBA Risk Dashboard Credit Risk parameters, data for the last quarter for Latvia for the IFRS 9 stage 1 loans. The Bank models the impact of macroeconomic indicators of scenarios set by the Bank with the help of regression analysis. For macroeconomic scenarios, the Bank uses current data on the Latvian economy and forecasts of the Bank of Latvia and International Monetary Fund, which have been updated several times in 2021 and include the impact of COVID-19 on the economy. The level of the Bank's provisions for doubtful loans in first half of 2021 increased due to the negative macroeconomic data for Latvia's economic development, but in the second half of 2021 it tended to decrease due to the realization of economic recovery forecasts. The level of provisions were affected by EBA data, which reflects changes in PD and LGD including the impact of COVID-19.

In order to improve the provisioning model, in 2021 the Bank included in it the element of macroeconomic impact of the industries affected by COVID-19, thus more cautiously assessing loans in the sectors that have suffered more from COVID-19.

For loans classified as in IFRS 9 stage 2 or 3, the Bank uses the Discounted Cash Flow method in the calculation of ECL; collateral realization and value scenarios.

In 2021, the direct effect of COVID-19 was on 2 loans, which were classified as IFRS 9 stage 2 loan. In 2020 the Bank applied a deferral of principal payments to the one loan and, as the loan did not meet the criteria set by the Moratorium introduced by the Financial Industry Association, the loan was granted the status of a forbearance loan. In 2021 the Bank retained for this loan the status of a forbearance loan. The Bank didn't apply the status of a forbearance loan for second loan, it was classified in stage 2 due to financial results.

The effect of COVID-19 on other loans was indirect and their financial situation did not deteriorate to such an extent that the Bank would consider that their credit risk had increased significantly.

**NOTES TO THE FINANCIAL STATEMENTS**

---

**3 Significant accounting policies, continued**

**(13) Trust operations**

The trust operations policy of the Bank set forth the general guidelines on organisation and execution of trust operations, their control and monitoring. The Bank's policy for trust operations is reviewed annually. The Bank provide trust services only to customers of the Bank.

Trust operations are accounted for separately from the Bank's own operations thus ensuring separate accounting in a separate trust sheet for assets of each customer, by customer and by type of assets under management.

**(14) Off-balance sheet items**

In the ordinary course of business, the Bank has been involved with off-balance sheet financial instruments consisting of commitments to extend loans and advances. Such financial instruments are recorded in the balance sheet when they are funded or related fees are incurred or received.

The Bank measures loan commitments initially at their fair value. Subsequent to initial recognition, loan commitments are measured at amortized cost using the effective interest rate method.

**(15) New Standards and Interpretations**

**Standards or interpretations effective for the first time for the annual periods beginning 1 January 2021**  
**Covid-19-Related Rent Concessions – Amendments to IFRS 16** (effective for annual periods beginning on or after 1 June 2020). The amendments provided lessees (but not lessors) with relief in the form of an optional exemption from assessing whether a rent concession related to COVID-19 is a lease modification. Lessees can elect to account for rent concessions in the same way as they would if they were not lease modifications. In many cases, this will result in accounting for the concession as a variable lease payment. The practical expedient only applies to rent concessions occurring as a direct consequence of the COVID-19 pandemic and only if all of the following conditions are met: the change in lease payments results in revised consideration for the lease that is substantially the same as, or less than, the consideration for the lease immediately preceding the change; any reduction in lease payments affects only payments due on or before 30 June 2021; and there is no substantive change to other terms and conditions of the lease. If a lessee chooses to apply the practical expedient to a lease, it would apply the practical expedient consistently to all lease contracts with similar characteristics and in similar circumstances. The amendment is to be applied retrospectively in accordance with IAS 8, but lessees are not required to restate prior period figures or to provide the disclosure under paragraph 28(f) of IAS 8.

**Interest rate benchmark (IBOR) reform – phase 2 amendments to IFRS 9, IAS 39, IFRS 7, IFRS 4 and IFRS 16** (effective for annual periods beginning on or after 1 January 2021). *Accounting for changes in the basis for determining contractual cash flows as a result of IBOR reform:*

- For instruments to which the amortised cost measurement applies, the amendments require entities, as a practical expedient, to account for a change in the basis for determining the contractual cash flows as a result of IBOR reform by updating the effective interest rate using the guidance in paragraph B5.4.5 of IFRS 9. As a result, no immediate gain or loss is recognised. This practical expedient applies only to such a change and only to the extent it is necessary as a direct consequence of IBOR reform, and the new basis is economically equivalent to the previous basis. Insurers applying the temporary exemption from IFRS 9 are also required to apply the same practical expedient. IFRS 16 was also amended to require lessees to use a similar practical expedient when accounting for lease modifications that change the basis for determining future lease payments as a result of IBOR reform.
- End date for Phase 1 relief for non contractually specified risk components in hedging relationships: The Phase 2 amendments require an entity to prospectively cease to apply the Phase 1 reliefs to a non-contractually specified risk component at the earlier of when changes are made



**NOTES TO THE FINANCIAL STATEMENTS**

---

**3 Significant accounting policies, continued**

**(15) New Standards and Interpretations, continued**

to the non-contractually specified risk component, or when the hedging relationship is discontinued. No end date was provided in the Phase 1 amendments for risk components.

- Additional temporary exceptions from applying specific hedge accounting requirements: The Phase 2 amendments provide some additional temporary reliefs from applying specific IAS 39 and IFRS 9 hedge accounting requirements to hedging relationships directly affected by IBOR reform.
- Additional IFRS 7 disclosures related to IBOR reform: The amendments require disclosure of: (i) how the entity is managing the transition to alternative benchmark rates, its progress and the risks arising from the transition; (ii) quantitative information about derivatives and non-derivatives that have yet to transition, disaggregated by significant interest rate benchmark; and (iii) a description of any changes to the risk management strategy as a result of IBOR reform.

The Bank expects that the adoption of the new standards, amendments and interpretations will not have a material impact on the Bank's financial statements during the period of the period of initial application.

**Standards or interpretations effective for the first time for the annual periods beginning after 1 January 2021 or not yet adopted by the EU**

**Amendments to IFRS 4 – deferral of IFRS 9** (effective for annual periods beginning on or after 1 January 2023).

**Sale or Contribution of Assets between an Investor and its Associate or Joint Venture** - Amendments to IFRS 10 and IAS 28 (effective for annual periods beginning on or after a date to be determined by the IASB, not yet adopted by the EU).

**IFRS 17 "Insurance Contracts"** (effective for annual periods beginning on or after 1 January 2021, not yet adopted by the EU).

**Classification of liabilities as current or non-current – Amendments to IAS 1** (effective for annual periods beginning on or after 1 January 2022, not yet adopted by the EU). These narrow scope amendments clarify that liabilities are classified as either current or non-current, depending on the rights that exist at the end of the reporting period. Liabilities are non-current if the entity has a substantive right, at the end of the reporting period, to defer settlement for at least twelve months. The guidance no longer requires such a right to be unconditional. Management's expectations whether they will subsequently exercise the right to defer settlement do not affect classification of liabilities. The right to defer only exists if the entity complies with any relevant conditions as of the end of the reporting period. A liability is classified as current if a condition is breached at or before the reporting date even if a waiver of that condition is obtained from the lender after the end of the reporting period. Conversely, a loan is classified as non-current if a loan covenant is breached only after the reporting date. In addition, the amendments include clarifying the classification requirements for debt a company might settle by converting it into equity. 'Settlement' is defined as the extinguishment of a liability with cash, other resources embodying economic benefits or an entity's own equity instruments. There is an exception for convertible instruments that might be converted into equity, but only for those instruments where the conversion option is classified as an equity instrument as a separate component of a compound financial instrument.

**Proceeds before intended use, Onerous contracts – cost of fulfilling a contract, Reference to the Conceptual Framework – narrow scope amendments to IAS 16, IAS 37 and IFRS 3, and Annual Improvements to IFRSs 2018-2020 – amendments to IFRS 1, IFRS9, IFRS16 and IAS 41** (effective for annual periods beginning on or after 1 January 2022).

**NOTES TO THE FINANCIAL STATEMENTS**

---

**3 Significant accounting policies, continued****(15) New Standards and Interpretations, continued**

The amendment to IAS 16 prohibits an entity from deducting from the cost of an item of PPE any proceeds received from selling items produced while the entity is preparing the asset for its intended use. The proceeds from selling such items, together with the costs of producing them, are now recognised in profit or loss. An entity will use IAS 2 to measure the cost of those items. Cost will not include depreciation of the asset being tested because it is not ready for its intended use. The amendment to IAS 16 also clarifies that an entity is 'testing whether the asset is functioning properly' when it assesses the technical and physical performance of the asset. The financial performance of the asset is not relevant to this assessment. An asset might therefore be capable of operating as intended by management and subject to depreciation before it has achieved the level of operating performance expected by management.

The amendment to IAS 37 clarifies the meaning of 'costs to fulfil a contract'. The amendment explains that the direct cost of fulfilling a contract comprises the incremental costs of fulfilling that contract; and an allocation of other costs that relate directly to fulfilling. The amendment also clarifies that, before a separate provision for an onerous contract is established, an entity recognises any impairment loss that has occurred on assets used in fulfilling the contract, rather than on assets dedicated to that contract.

The amendment to IFRS 9 addresses which fees should be included in the 10% test for derecognition of financial liabilities. Costs or fees could be paid to either third parties or the lender. Under the amendment, costs or fees paid to third parties will not be included in the 10% test.

Illustrative Example 13 that accompanies IFRS 16 was amended to remove the illustration of payments from the lessor relating to leasehold improvements. The reason for the amendment is to remove any potential confusion about the treatment of lease incentives.

The Bank expects that the adoption of the new standards, amendments and interpretations will not have a material impact on the Bank's financial statements during the period of the period of initial application.

**4 Risk and capital management**

The Bank's activities result in exposure to a variety of financial and non-financial risks. The Bank's strategic aim is to achieve an appropriate balance between risks assumed by the Bank and returns and minimize the potential adverse effect on the Bank's financial performance and operations.

The risk management system is integrated in the framework of the Bank's internal control based on the effective bank supervision requirements laid down by the Financial and Capital Market Commission and the Basel Committee on Banking Supervision to provide for a risk control function and operational compliance control function independent from business units. Risk measurement, assessment and control functions are separated from the business unit (risk acceptance) functions.

The Bank identifies all inherent significant risks and develop documents and implement appropriate policies for risk management, including measurement, assessment, control, mitigation, and risk reporting and disclosures. Policies are reviewed at least on an annual basis in line with changes in the Bank's operations and external factors impacting the Bank's activities.

In order to identify risks in due time and completely and assess the acceptable levels of risks prior to launching new products and services the Bank assess the potential inherent risks and approves internal normative documents related to risk management that include appropriate procedures, restrictions and limits, and hedging methods. The most important types of risk are credit risk, concentration risk, liquidity risk, interest rate risk, foreign currency and market prices risk, operational risk, money laundering and proliferation terrorism financing (further – AML) risk, sanctions risk and business model risk.

**NOTES TO THE FINANCIAL STATEMENTS**

---

**4 Risk and capital management, continued**

Concentration risk is closely related to different risks of the Bank and assessments are carried out as part of risk management of these risks. The Bank identifies and assesses strategy and business risk, reputational risk and compliance risk. The impact of these risks has been taken into account during strategic planning.

**(1) Credit risk**

Credit risk represents the Bank's exposure to potential loss in case a borrower (debtor) or a business partner fails or refuses to fulfil its contractual liabilities towards the Bank. The Bank is exposed to credit risk which is a significant inherent risk for the Bank. Therefore, credit risk management is performed with particular care.

*Sources of credit risk*

The basic source for credit risk of the Bank is in connection with lending operations, amounts due from credit institutions, investments in securities, loans and advances due from customers.

For the Bank mostly as a payment bank, exposure to credit risk may interfere with liquidity management activities as the Bank should maintain sufficient funds on accounts with several principal correspondents to provide necessary customers' payments in relevant currencies, which sometimes causes also significant concentrations with particular counterparties.

*Management and control of credit exposures*

The Bank ensures ongoing monitoring of concentrations of credit risk especially to individual counterparties or groups of counterparties, borrower, industries, and type of collateral and to countries.

The Bank structures the levels of credit risk they undertake by placing limits on the amount of risk accepted in relation to one counterparty, or a group of counterparties, and to geographical and industry segments, and for a specific type of transaction or type of collateral. Such limits are subject at least once a year or more frequent review, taking into account changes in the Bank's operations or external circumstances that can affect the Bank's operations.

The credit risk monitoring system applied by the Bank comprises of regular review of the borrower's/ counterparty's credit standing as well as monitoring of the credit ratings granted by the international credit rating agencies, compliance with the contractual terms and conditions, fulfilment of the obligations, collateral control, as well as ongoing limit control.

The following techniques are used to manage credit risk:

- Early warning indicators of credit deterioration;
- Application of the internal rating system;
- Identification, management and recovery of substantially impaired loans;
- Assessment of credit protection;
- Reporting on credit risk and stress test results;

Limits on exposures to operations with credit institutions and products are considered by the Assets and Liabilities Management Committee and approved by the Management Board. Limits on exposures to non-banks are considered by the Credit Committee and approved by the Management Board or the Board of Directors depending on the authorisation scope.

The Bank performs regular monitoring of the counterparty credit risk and in case a transaction is to be made with a member of a group of counterparties, the Bank would also assess the overall credit risk exposure of the group.

**NOTES TO THE FINANCIAL STATEMENTS**

---

**4 Risk and capital management, continued**

**(1) Credit risk, continued**

*Management and control of credit exposures, continued*

The Bank ensures regular monitoring of the quality of receivables from counterparties/borrowers and the assessment of credit risk is performed by reference to expected loss and the amount of capital required for addressing credit risk.

Exposures to related groups of counterparties and counterparties related to the Bank is also subject to regulatory requirements.

*Credit risk mitigation policies*

The Bank employs a range of credit risk mitigation methods.

Credit risk arising from issued warranties/guarantees and credit limits attached to payment cards is primarily covered by a pledge of cash on the accounts opened with the Bank.

The funds derived from the sales of the collateral should generally cover the Bank's expenses incurred in the sale of the collaterals (legal expenses, auctions etc.) and the entire amount of the client's debt towards the Bank, including calculated interest (for the entire period of the loan in the event that the term of the loan is shorter than 12 months or for a period of 12 months in the event that the term of the loan exceeds 12 months). Credit risk arising from loans can be mitigated by mortgage or another collateral type. The Bank's exposures to credit institutions and investment firms are usually unsecured.

*Quantitative disclosures*

Further quantitative disclosures in respect of credit risk are presented in Note 33.

**(2) Foreign exchange risk**

Foreign exchange risk represents potential loss from revaluation of items of financial position and contingent liabilities and commitments denominated in foreign currencies due to movements in foreign exchange rates.

*Foreign exchange risk management process*

The foreign exchange risk management policy determines and regulates the tasks to be performed by the Bank's management and structural units and their responsibilities in managing foreign exchange risk, and foreign exchange risk control regulations and mitigation measures relevant for the Bank's transactions in foreign currencies, as well as measurement, reporting and disclosure procedures.

Limits on the foreign exchange open position in a single currency and the total open position in foreign currencies are set both on open currency positions to be maintained during the business day and open positions at the end of the day which are monitored and controlled.

*Quantitative disclosures*

Further quantitative disclosures in respect of foreign exchange risk are presented in Note 34.

**(3) Position (market price) risk**

Position risk is the risk of losses of financial instrument position due to changes in the security's price.

*Position risk management process*

The Bank by creation of securities portfolios is exposed to securities price fluctuations. Position risk management is addressed in Trading and Investment policies, as well as in the procedures and methodologies that set the limits and limitations. The Bank uses Value at Risk (Value-at-Risk) calculation to estimate maximal loss due to fair value change and assess risks by market stress scenarios. See Note 35.

**NOTES TO THE FINANCIAL STATEMENTS**

---

**4 Risk and capital management, continued**

**(4) Liquidity risk**

Liquidity risk represents the Bank's exposure to significant loss in the event that Bank does not have a sufficient amount of liquid assets to meet legally substantiated claims or overcome unplanned changes in the Bank's assets and/or market conditions on a timely basis.

***Liquidity risk management process***

The Bank's liquidity risk management policy sets the key principles and processes of liquidity risk management, tasks of management and structural units and their responsibilities in liquidity management and maintenance, methods and conditions, asset and liability management procedure, measures for preventing and managing liquidity crisis, and reporting and disclosure procedure.

Liquidity risk management is performed by the Bank on the basis of the asset and liability management method ensuring a balanced asset and liability term structure and analysing funding concentration. The Bank manages liquidity risk as an aggregate of market liquidity risk and financing liquidity risk. Where required, the Bank performs operational liquidity management by attracting funds on the interbank market and by entering into foreign exchange swaps (*FX SWAP*).

The following techniques are used to manage liquidity:

- Assessment and regular analysis of early warning indicators that help identify adverse trends that may impact the Bank's liquidity;
- Cash flow planning;
- Maintenance of a sufficient amount of liquid assets representing at least level set by regulator (60% of the total amount the Bank's liabilities);
- Monitoring of Liquidity Coverage requirement (LCR) set by European Parliament and Council Regulation (EU) No. 575/2013 and Regulation No 2019/876 of the European Parliament and of the Council, collateral;
- Monitoring of Net stable funding ratio (NSFR) set by European Parliament and Council Regulation (EU) No. 575/2013 and Regulation No 2019/876 of the European Parliament and of the Council;
- Liquidity risk limits, restrictions (including finance concentration) and liquidity ratios monitoring;
- The Bank creates a liquidity reserve by maintaining a portfolio of available financial assets - financial assets acquired for the purpose of holding indefinitely and gaining interest income and / or profits from the increase in the price of a financial asset and may be sold for liquidity purposes;
- Balancing asset and liability (including contingent liability) term structure.

Once a year, the Bank submits to the regulator a report on the liquidity adequacy assessment process, which involves identifying, assessing, managing of the liquidity risk and assessing the adequacy of the amount of liquidity needed to ensure the Bank's operations.

The Bank calculates the capital requirement for liquidity risk by assessing possible expenses that may arise if additional financing is required to secure the Bank's liabilities.

***Quantitative disclosures***

Further quantitative disclosures in respect of liquidity risk are presented in Note 35.

**NOTES TO THE FINANCIAL STATEMENTS**

---

**4 Risk and capital management, continued****(5) Interest rate risk**

Interest rate risk represents the Bank's exposure in the event that changes in interest rates have an adverse impact on the Bank's income and expenses and result in a decrease of the Bank's equity.

Interest rate risk arises from:

- repricing risk;
- yield curve risk;
- basis risk;
- optionality risk - the possibility of incurring losses if a financial instrument directly (options) or indirectly (demand deposits, etc.) provides an option to choose.

When assessing interest rate risk, repricing risk and yield curve risk are assessed together as a single element – the maturity mismatch. The maturity mismatch is used as joint element for assessing repricing risk and yield curve risk as part of interest rate risk.

***Interest rate risk management process***

The interest rate risk management policy states risk management principles, tasks and responsibilities of the Bank's management and structural units in interest rate risk management, interest rate risk measurement, setting of limits, and control processes, stress testing, as well as reporting and disclosure procedures.

The Bank assesses the impact produced by changes in interest rates on the entire Bank's business, as well as transactions belonging to the Bank's trading and non-trading portfolios, and interest rate risk in each currency for which assets or liabilities exceed 5% of the total balance, and all currencies in total.

Interest rate risk control and mitigation are performed through:

- Interest rate risk limits are determined: net annual interest income, interest rates changing in parallel by 1% (or 100 base points), decrease of economic value assuming that unexpected changes in interest rates represent 200 base points.
- Ensuring the structure of interest rate sensitive assets and liabilities is maintained within levels of interest rate risk that are acceptable to the Bank;
- Control of optionality in clients agreements;
- Constant monitoring of changes in the interest rates on the financial instrument and money markets;
- If necessary an interest rate hedge is applied and interest rate options of the Bank's products are limited.

***Quantitative disclosures***

Further quantitative disclosures in respect of interest rate risk are presented in Note 36.

**(6) Operational risk**

Operational risk is the risk that the Bank may suffer loss as a result of noncompliant, unsuccessful or incomplete internal processes or due to staff activities and system operations, or due to external impacts, including risks connected with information technologies and legal risks but excluding reputational risk and strategy and business risk. In order to identify operational risk events promptly and to take appropriate and timely measures to minimize operational risk the Bank has developed and implemented a statistical data base for registering operational risk events on a regular basis. The Bank has implemented a procedure that all employees regardless of their position immediately make entries of operational risk events in the Event Database upon identifying any circumstances that have caused or may cause losses (irrespective of the type) to the Bank or may inflict damage to the Bank's reputation. If required, all operational risk events entered in the Event Database are checked according to the procedures specified in internal documents, and risk mitigation measures are developed and assigned to improve the internal controls.

**NOTES TO THE FINANCIAL STATEMENTS**

---

**4 Risk and capital management, continued**

**(6) Operational risk, continued**

*Operational risk management process*

The Operational Risk Management Policy details the tasks to be performed by the Bank's management and structural units and their responsibilities in the operational risk management, the basic principles of the operational risk management system and operational risk management processes, reporting and disclosures. Besides the above policy, operational risk management connected with the Bank's information systems is regulated by Information System Management Policy and Information System Security Management Policy and internal documents that govern the application thereof.

Operational risk management is performed in the Bank as a complex of systemic measures and it includes:

- identification and assessment of operational risks,
- control of operational risks,
- measures to mitigate operational risks,
- set duties, authorities and responsibilities,
- procedure for reporting and disclosures.

The operational risk management system is integrated in the Bank's internal control system and is aimed at effective management of operational risk. The Bank reviews and improves the operational risk management system on a regular basis to reflect changes in the Bank's operations and external circumstances that impact operations.

The control over operational risks in the Bank is performed using the following control procedures:

- systematic assessment of the operational risk management system, including efficiency assessment;
- compliance reviews against normative documents regulating operational risk management;
- assessment of the results of operational risk assessment and stress testing and, if applicable, implementation of corrective measures in the risk management system;
- consistent control over restrictions and limits imposed by internal documents regulating the respective area;
- regular testing of business continuity plans;
- assessment of changes in the Bank's operations and external environment in order to determine the potential impact on the Bank and its business processes;
- providing the Bank's management with reports of various detail and information on operational risk management and non-compliance with procedures, restrictions and limits and key risk indicators (KRI).
- control over the development of new banking products or services and related internal documents in order to identify operational risks on a timely and complete basis, assess the acceptable level of operational risk and make a decision on risk management. Control over compliance with the Bank's procedures during implementation of new products and services.

**(7) Money Laundering and Terrorism and Proliferation Financing risk**

Money Laundering and Terrorism and Proliferation Financing risk (hereinafter – ML/TPF risk) - the potential impact on the Bank and the likelihood that the Bank could be used as means of money laundering, terrorism or proliferation financing.

*ML/TPF Risk Management*

The Bank's priorities concerning ML/TPF risk management are to ensure compliance with the legal acts regulating the Bank's operations, with the best international standards and practices, and in line with the money laundering and terrorism and proliferation financing prevention guidelines set forth by the *Finance Latvia Association* (formerly – *Association of Latvian Commercial Banks*), to maintain an effective internal control system, verify its operational integrity and functionality on a regular basis, as well as to enhance employee qualification and competence.

**NOTES TO THE FINANCIAL STATEMENTS**

---

**4 Risk and capital management, continued**

**(7) Money Laundering and Terrorism and Proliferation Financing risk, continued**

*ML/TPF Risk Management, continued*

The Bank's ML/TPF risk management strategy determines an acceptable ML/TPF risk level, defines risk exposure indicators of ML/TPF and their permissible maximum threshold limits which are based on the capacity to undertake the ML/TPF risk according to the Bank's business strategy and resources allocated for the ML/TPF risk management purposes. The Bank regularly controls the ML/TPF risk level, evaluates the effectiveness of ML/TPF risk management processes, and, if necessary, promptly implements the applicable risk-mitigating measures.

The Bank's *Money Laundering and Terrorism and Proliferation Financing Risk Management Policy* sets forth the tasks and responsibilities for the Bank's management team and its structural units, core principles of the ML/TPF risk management and internal control system - its elements and measures, risk identification mechanisms, assessment and control processes, risk-mitigating activities, employee training guidelines, instructions on submitting reports and documents, employee responsibility concerning the implementation of the requirements of ML/TPF risk management measures as well as the order in which notifications (including anonymous) of any violations regarding the ML/TPF prevention requirements at the Bank are carried out.

The Bank's ML/TPF risk management's internal control system is a comprehensive set of internal regulatory documents, measures, and processes which have been established according to the Bank's business model and activity, and considering the inherent client, rendered financial services, geographical location, and delivery channel ML/TPF risk degree and scope, as well as the personnel, financial and technological resources involved in the ML/TPF risk management, the interaction of the ML/TPF risk with other risks associated with the Bank's daily activities and other factors that may substantially impact the ML/TPF risk level at the Bank. It is geared towards the prevention of ML/TPF by fulfilling the legal requirements and measures and best international standards and practices while allocating appropriate resources and carrying out employee training. Throughout its day-to-day commercial activity the Bank and its employees abide by the finest corporate standards with zero-tolerance towards corrupt practices while observing political neutrality.

The Bank according to the priorities of its predetermined new client acquisition strategy establishes a range of potential clients and the basic client acquisition principles, considering any given new client's country of registration (residency), client's reputation, industry (sector) and types of the client's economic activity, planned transactions, as well as the availability of information and documentation concerning the clients and their potential transactions.

For the purposes of ML/TPF risk mitigation, the Bank has defined and designated a specific group of individuals whose inherent risks are at an unacceptable level, and consequently, the Bank would not initiate, or would terminate certain business relationships altogether.

The Bank has established a particular set of criteria according to which a business relationship with a client would not be initiated, or it would be discontinued, setting that client aside because of an unacceptable risk level of ML/TPF. The Bank will not render any banking services to clients whose industry and type of business has been recognized by the Bank as conveying excessive risk levels. The Bank does not possess adequate resources and competencies in order to handle such disproportionate risk levels. The Bank does not enter into business relationships with shell banks, and clients who have at least one portray feature of a shell company, as well as financial institutions which the *Financial Crimes Enforcement Network (FinCen)* has included in the "*Special Measures Financial Institutions of Primary Money Laundering Concern*" list. The Bank does not provide any financial services to clients related to high-risks third country – i. e. country or territory where in the opinion of an international organisation or an organisation setting the standards in the field of prevention of ML/TPF, there is no efficient system for the prevention of ML/TPF in place, including countries or territories which have been determined by the European Commission as having strategic deficiencies in the regimes for the prevention of ML/TPF, posing significant threats to the financial system of the European Union, or the Financial Action Task Force has recognised as high-risks (*FATF High-risk jurisdictions*) and increased monitoring (*FATF Jurisdictions under Increased Monitoring*) country and jurisdiction) and does not



**NOTES TO THE FINANCIAL STATEMENTS**

---

**4 Risk and capital management, continued**

**(7) Money Laundering and Terrorism and Proliferation Financing risk, continued**

*ML/TPF Risk Management, continued*

enter into such transactions, does not make payments that are in conflict with the Bank's business strategy and can promote the Bank's involvement in ML/TPF. In order to minimize the overall risks, the Bank also does not collaborate and will not enter into business relationships with payment institutions, electronic money institutions, and virtual currency service providers, foreign charitable and religious organizations, trusts, political parties, persons or merchants engaged in the organization of lotteries and gambling.

The Bank refrains from (or discontinues business activities altogether) with such business or client segments where the ML/TPF risk has been estimated as "high", unless specific risk mitigation measures have been implemented in order to downgrade the remaining risk to a "moderate" level.

For the purposes of ML/TPF risk mitigation the Bank applies various automated control systems for its customers and their transactions, including the control of the list of clients and countries that are "undesirable" to the Bank, client cash flow control, as well as automated client ML/TPF and sanction risk scoring and transaction monitoring measures.

The Bank ensures the evaluation of its internal control systems related to ML/TPF prevention on a regular basis, including the assessment of solutions provided by information technologies, and an independent evaluation of compliance and effectiveness processes at the Bank by hiring competent external auditors that hold the applicable competencies and experience in carrying out audits particularly in the ML/TPF risk management. Reports on ML/TPF risk management processes and the achievement of pre-set goals in the ML/TPF risk management strategy at the Bank are presented on a regular basis.

**(8) Sanctions Risk**

A sanctions risk is the impact or the likelihood that the Bank may be used in efforts to violate or circumvent sanctions.

*Sanctions Risk Management*

The Bank's *Sanctions Compliance Policy* outlines the key principles of assessing the internal control system and the sanctions risk at the Bank. It also defines the tasks and responsibilities of the Bank's management team and structural units, employee rights, responsibilities and accountability as well as employee professional qualification and the "fit and proper" standards according to specific job responsibilities and empowerments. Further, it sets forth the decision-making and -reporting processes at the Bank, employee training, instructions on how corporate reports and information disclosures are to be submitted in compliance with the fulfilment of sanctions requirements, including an arrangement that ensures anonymous reporting of any violations involving the fulfilment of sanctions requirements at the Bank (*whistleblowing*).

The Bank ensures the implementation of the requirements of national sanctions as well as sanctions imposed by international organizations, and applies best practices as it relates to an effective execution of its appropriate control measures when carrying out transactions on behalf of the Bank and when rendering financial services to its clients while refraining from activities where the goal or resulting consequences were intentional violation of sanctions imposed by the Cabinet of Ministers of the Republic of Latvia, Council of United Nations, European Union, Organization for Security and Cooperation in Europe, United States Department of the Treasury (*Office of Foreign Assets Control*) in order to prevent the use of the financial system for unlawful activities and which contradict and do not fulfil international legal practices and rights.

The Bank abstains from rendering financial services to clients against whom specific financial sanctions have been imposed upon. In addition, the Bank ensures that those individuals have no access to financial resources and instruments, and freezes any financial means and instruments belonging to such persons. Bank does not take part in transactions encompassing civil law transactional dealings of any kind involving economic or financial resources or any other assets thereof which are owned by any given state or any of its associated

**NOTES TO THE FINANCIAL STATEMENTS**

---

**4 Risk and capital management, continued**

**(8) Sanctions Risk, continued**

*Sanctions Risk Management, continued*

parties that is under its jurisdiction, governance or holding, or over which effective controls are executed, if civil law restrictions have been introduced by the appropriate national legislation in that state.

The Bank has set specific criteria according to which, cooperation with a customer is not initiated or terminated, recognizing it as an unacceptable customer at risk of sanctions. The Bank does not provide financial services to customers whose economic activity is related to the production or circulation of dual-use (civilian) goods outside the EEA and customers whose economic activity is related to the military sector, the trade, production, export or import of goods subject to sectoral sanctions or dual-use (for military purposes) or specialized foreign agencies.

While servicing its clients and performing customer transaction monitoring, the Bank applies a complex set of measures in order to insure that the financial services provided by the Bank would not be directly or indirectly used to avoid compliance or the fulfilment of any imposed sanctions. The Bank does not engage in and promptly ceases to do business with individuals and/or legal entities if there is evidence of potential violation of unacceptable sanctions in their economic activity.

In order to comply with the requirements of any imposed sanctions and minimize the risk thereof, the Bank utilizes fully automated (information technology) IT systems and solutions which assist and enable to determine beneficial owners, representatives, authorized officers, and business partners of the Bank's clients as well as an ongoing screening and monitoring of payments.

**(9) Capital management**

The strategic objective of the Bank's capital management is to maintain the adequate capital base that would promote attaining the strategic business goals set by the Bank, that is:

- comply with the regulatory requirements;
- be sufficient and optimal to support and further development of the Bank's business in terms of both volume and structure;
- ensure that the Bank's capital, which, based on the internal calculations, is required to cover risks and to establish the capital reserve, both existing and potential, inherent in the current and future business of the Bank, is sufficient to cover significant inherent risks and establish the capital reserve in terms of amount, components and proportion.

The Law on Credit Institutions and the regulations developed by the Financial and Capital Market Commission to apply the provisions of this Law require that the Bank maintain equity that at all times is equal to or exceeds the minimum regulatory capital requirement.

In order to calculate the statutory capital and capital requirement in 2021 and 2020 the Bank applied the rules laid down by REGULATION (EU) No 575/2013 OF THE EUROPEAN PARLIAMENT AND OF THE COUNCIL and REGULATION (EU) No 2019/876 OF THE EUROPEAN PARLIAMENT AND OF THE COUNCIL on prudential requirements for credit institutions and investment firms.

**4 Risk and capital management, continued**

---

**AS Expobank**  
**Financial Statements for the year ended 31 December 2021**

**NOTES TO THE FINANCIAL STATEMENTS**

**(9) Capital management, continued**

The following table summarises the regulatory capital, capital requirements, and capital adequacy ratios of the Bank as at 31 December 2021 and as at 31 December 2020.

	<b>31.12.2021</b>	<b>31.12.2020</b>
	<b>EUR'000</b>	<b>EUR'000</b>
<b>Tier 1 capital</b>		
Paid-in share capital	11,644	11,644
Share premium	6,360	6,360
Reserve capital	25	25
Retained earnings	16,838	18,162
Revaluation reserve	(144)	417
(Loss) for the reporting year	(2,113)	(1,324)
Less: investments in non-financial subsidiaries	-	-
Less: value adjustments due to the requirements for prudent valuation	(33)	(29)
Less: intangible assets	(584)	(568)
<b>Total Tier 1 capital</b>	<b>31,993</b>	<b>34,687</b>
Subordinated capital (Tier 2)	-	-
<b>Equity used for capital adequacy calculation</b>	<b>31,993</b>	<b>34,687</b>
<b>Summary of calculations</b>		
Capital requirement for credit risk in the banking book:	5,022	3,891
<i>Due from central governments and central banks</i>	<i>168</i>	<i>210</i>
<i>Due from and contingent liabilities to credit institutions</i>	<i>3</i>	<i>35</i>
<i>Due from and contingent liabilities to corporates</i>	<i>2,712</i>	<i>2,449</i>
<i>Due from and contingent liabilities to retail</i>	<i>-</i>	<i>-</i>
<i>Due from and contingent liabilities to items associated with particularly high risk</i>	<i>1,856</i>	<i>1,134</i>
<i>Other items of financial position and contingent liabilities</i>	<i>283</i>	<i>63</i>
Total capital requirements for market risks, including:	697	-
<i>Capital requirement for currency risk</i>	<i>-</i>	<i>-</i>
<i>Capital requirement for traded debt instruments</i>	<i>697</i>	<i>-</i>
Capital requirement for operational risk	456	621
<b>Total capital requirement</b>	<b>6,175</b>	<b>4,512</b>
<b>Surplus of available equity over capital requirement</b>	<b>25,818</b>	<b>30,175</b>
<b>Capital adequacy ratio</b>	<b>41,44%</b>	<b>61,49%</b>

The above is based on internal reports of the Bank, provided to key management of the Bank.

The Bank's Capital Management Policy lays down the principles of capital management, elements and definition of capital, tasks to be performed by the Bank's management and structural units and their responsibilities, capital management process and its control, reporting and disclosure requirements and actions to be taken by the Bank in emergency situations. The policy requires that the TSCR (the amount of capital needed to cover the risks inherent in the Bank's current and planned operations) ratio always is compliant. The methods used for its assessment of amount of TSCR are more prudent than those used for the calculation of capital as prescribed by law.

**4 Risk and capital management, continued**

# AS Expobank

## Financial Statements for the year ended 31 December 2021

### NOTES TO THE FINANCIAL STATEMENTS

---

#### (9) Capital management, continued

Under the current capital requirements provided by the FCMC banks have to maintain a ratio of capital to risk weighted assets (“statutory capital ratio”) above the prescribed minimum level. Although the minimum requirement as at 31 December 2021 was 8%, in accordance with a special requirement of the FCMC the Bank had to ensure the capital adequacy above the minimum OCR (the amount of TSCR, the amount of the total recommended capital reserve requirement calculated in Chapter IV of the Credit Institutions Law and the total amount of the recommended capital buffer) ratio level, starting from 21 April 2020– 15.4%.

The Bank manages capital by setting the target range for the capital adequacy and OCR ratios, which is treated as a measure of whether the strategic objectives set in capital management have been attained.

The goal of capital management control is to maintain the adequate capital to cover significant risks and keep the reserve on an ongoing basis as well as to comply with the capital adequacy targets set by the Bank. The Bank performs control of the capital management process as a set of systematic measures, defining the relevant control procedures.

## 5 Net interest income

	2021	2020
	EUR'000	EUR'000
<b>Interest income</b>		
Interest income from financial assets at amortised cost:		
Due from financial institutions	43	96
Loans and advances due from customers	1,662	755
Financial assets at fair value through other comprehensive income	413	377
Other interest income	-	1
	<u>2,118</u>	<u>1,229</u>
<b>Interest expense</b>		
Current accounts and deposits due to customers	265	107
Deposits due to financial institutions	66	50
Lease obligations	10	21
Other interest expense	82	32
	<u>423</u>	<u>210</u>

## 6 Dividend income

	2021	2020
	EUR'000	EUR'000
Dividend income from financial assets held-for-trading	123	-
Dividend income from private corporations shares	25	-
	<u>148</u>	<u>-</u>

## 7 Fee and commission income

	2021	2020
	EUR'000	EUR'000
Money transfers	141	209
Trust account servicing	210	361

---

# AS Expobank

Financial Statements for the year ended 31 December 2021

## NOTES TO THE FINANCIAL STATEMENTS

Current account servicing	404	882
Payment cards	11	9
Brokerage fees	95	259
Escrow account fees	11	60
Issuing of loan	149	28
Other	3	1
	<b>1,024</b>	<b>1,809</b>

During the reporting year, commission income from customer money transfers and trust account servicing decreased significantly. The main reasons – in July 2021 the Bank terminated business relationships with the client, for whom we provided trust services.

### 8 Fee and commission expense

	2021	2020
	EUR'000	EUR'000
Money transfers	8	12
Payment cards	47	49
Brokerage	58	47
Other	92	15
	<b>205</b>	<b>123</b>

### 9 Net income from transactions with financial instruments

	2021	2020
	EUR'000	EUR'000
Gain on currency exchange transactions	29	243
Gain / (loss) on translation of balances denominated in foreign currencies	2	(1)
Gain on financial instruments trading	628	30
Net (loss) / gain on financial assets measured at FVOCI reclassified to profit or loss on disposal	(417)	305
	<b>242</b>	<b>577</b>

### 10 Other expenses

	2021	2020
	EUR'000	EUR'000
Association membership fees	65	63
Payments for IT services	502	494
Professional services	177	138
Other expense	9	10
	<b>753</b>	<b>705</b>

### 11 General administrative expenses

	2021	2020
	EUR'000	EUR'000
Remuneration to staff	1,878	1,597
Remuneration to the Management Board and Board of Directors (including Bank's former shareholder)	850	612
Statutory social insurance contributions to staff	387	365

**AS Expobank**  
**Financial Statements for the year ended 31 December 2021**

**NOTES TO THE FINANCIAL STATEMENTS**

---

Statutory social insurance contributions to the Management Board and Board of Directors (including Bank`s former shareholder)	175	143
Taxes	2	3
Professional services (consultations)	20	15
Depreciation and amortisation	236	236
Depreciation of the right-of-use assets	186	167
Security	55	53
Telecommunications	184	149
Transport	-	1
Repairs and maintenance of premises	60	60
Business trips	1	3
Representations	48	29
Other expense	94	57
Statutory audit fee	48	43
Other audit services	4	4
	<u>4,228</u>	<u>3,537</u>

The average number of the Bank`s employees in 2021 was 68 (2020 - 63).

Other audit services:

During the reporting year the sworn auditor`s company provided the following non-audit services to the Bank:

- limited assurance engagements on compliance with the requirements of the Financial Instruments Market Law on the separate maintenance of financial instruments and monetary resources of the Bank and it`s clients and the requirements of the Deposit Guarantee Law on preparation of the report on guaranteed deposits and payments into deposit guarantee fund;
- other non-audit services in accordance with applicable law and regulations in Latvia and that is in line with Article 37.6 of Law on Audit Services of the Republic of Latvia.

**AS Expobank**  
**Financial Statements for the year ended 31 December 2021**

**NOTES TO THE FINANCIAL STATEMENTS**

**12 Income tax expense**

**Income tax charge**

The components of income tax expense for the years ended 31 December 2021 and 2020 were as follows:

	<b>2021</b>	<b>2020</b>
	<b>EUR'000</b>	<b>EUR'000</b>
Corporate income tax expense	5	3
<b>Total</b>	<b>5</b>	<b>3</b>

**13 Cash and demand deposits with the central banks**

	<b>31.12.2021</b>	<b>31.12.2020</b>
	<b>EUR'000</b>	<b>EUR'000</b>
Cash	176	64
Demand deposits with the Central Bank	9,951	7,105
<b>Total cash and deposits with Central banks</b>	<b>10,127</b>	<b>7,169</b>

Since the beginning of 2014 Latvia is a member of European Monetary Union (EMU) and Latvian commercial banks should fulfil all requirements set by the European Central Bank (ECB). In particular ECB set reserve requirement ratio meaning that financial institutions should maintain certain amount of cash with its local Central Bank - in case of AS Expobank with the Bank of Latvia. Cash and balances with the central banks are available on demand. The Bank's average correspondent account balance should exceed the minimum reserve requirement. The Bank was in compliance with reserve requirement ratio during the reporting year.

**14 Cash and cash equivalents**

	<b>31.12.2021</b>	<b>31.12.2020</b>
	<b>EUR'000</b>	<b>EUR'000</b>
Cash and demand deposits with the Central bank	10,127	7,169
Due from financial institutions with original maturity less than 3 months	1,764	1,231
Deposits and balances due to financial institutions with original maturity less than 3 months	(1)	(1)
	<b>11,890</b>	<b>8,399</b>

**15 Due from financial institutions**

	<b>31.12.2021</b>	<b>31.12.2020</b>
	<b>EUR'000</b>	<b>EUR'000</b>
<b>Nostro accounts</b>		
OECD banks	202	145
Non-OECD banks	1,562	1,086
<b>Total nostro accounts</b>	<b>1,764</b>	<b>1,231</b>
<b>Total due from financial institutions</b>	<b>1,764</b>	<b>1,231</b>

**AS Expobank**  
**Financial Statements for the year ended 31 December 2021**

**NOTES TO THE FINANCIAL STATEMENTS**

**16 Loans and advances due from customers**

AS Expobank have to carve out a niche in lending to small and medium-sized enterprises (SMEs) by providing: fast loan review process and decision making, financing of projects at the initial phase of implementation, financing of business or an individual asset purchase deal, refinancing. The average loan amount is 3 million euros for the purchase of technology, equipment and other fixed assets, as well as for working capital financing. In order to deepen the competence and be able to accurately assess the risks of project, the Bank plans focus on lending in the following sectors: real estate management and development, processing and food industry, trade.

The breakdown of loans due from customers is as follows:

a) by customer types

	<b>31.12.2021</b>	<b>31.12.2020</b>
	<b>EUR'000</b>	<b>EUR'000</b>
Corporate clients	30,068	18,663
Households	2,643	3,763
<b>Loans total, gross</b>	<b>32,711</b>	<b>22,426</b>
Less: impairment allowance	(703)	(528)
<b>Loans total, net</b>	<b>32,008</b>	<b>21,898</b>

(b) by the term of agreement

	<b>31.12.2021</b>	<b>31.12.2020</b>
	<b>EUR'000</b>	<b>EUR'000</b>
Up to one year	118	1
More than one year	32,593	22,425
<b>Gross loans and advances due from customers</b>	<b>32,711</b>	<b>22,426</b>
Less: impairment allowance	(703)	(528)
<b>Net loans and advances due from customers</b>	<b>32,008</b>	<b>21,898</b>

(c) by product

	<b>31.12.2021</b>	<b>31.12.2020</b>
	<b>EUR'000</b>	<b>EUR'000</b>
Commercial credit	-	1,397
Investment	30,847	19,926
Credit cards	1	1
Collateral-dependent credit	803	1,102
Overdrafts	940	-
Reverse Repo	117	-
Factoring	3	-
<b>Gross loans and advances due from customers</b>	<b>32,711</b>	<b>22,426</b>
Less: impairment allowance	(703)	(528)
<b>Net loans and advances due from customers</b>	<b>32,008</b>	<b>21,898</b>



**AS Expobank**  
**Financial Statements for the year ended 31 December 2021**

**NOTES TO THE FINANCIAL STATEMENTS**

---

**16 Loans and advances due from customers, continued**

The table below shows the gross amount of loans and receivables and the amount of expected credit losses at 31 December 2021.

	<b>Gross EUR'000</b>	<b>Impairment allowance for loans EUR'000</b>
Investment	30,847	690
Credit cards	1	-
Collateral-dependent credit	803	7
Overdrafts	940	6
Reverse Repo	117	-
Factoring	3	-
<b>Total</b>	<b>32,711</b>	<b>703</b>

The table below shows the gross amount of loans and receivables and the amount of expected credit losses at 31 December 2020

	<b>Gross EUR'000</b>	<b>Impairment allowance for loans EUR'000</b>
Commercial credit	1,397	11
Investment	19,926	508
Credit cards	1	-
Collateral-dependent credit	1,102	9
<b>Total</b>	<b>22,426</b>	<b>528</b>

**Investment loan** - a loan to a legal entity for the purchase of fixed assets, long-term investments and other long-term purposes, incl. refinancing of long-term liabilities with a term of up to 10 years and a repayment schedule from the borrower's cash flow for up to 15 years (amortization or annuity principle).

**Commercial loan** - a loan to a legal entity for the purchase of goods or other current assets for financing with a contract term of up to 3 years and a repayment schedule of up to 3 years from the sale / sale of current assets or in accordance with the agreed schedule.

**Collateral-dependent loan** - a loan to a legal entity for the purchase of fixed assets, long-term investments for resale, refinancing of liabilities with a contract term of up to 5 years and a repayment schedule from the realization / sale of collateral.

**Overdrafts** – line of credit to a legal entity's account for the purchase of goods or other current assets if account balance is below zero, with contract term and repayment schedule up to 2 years from the sale / sale of current assets.

**Reverse Repo** - a transaction where the Client on a certain day passes to the Broker a certain amount of FI at a certain price for a certain amount for a certain time and on certain conditions with a duty to buy them back on a certain day in future at a preset price for a certain amount; the REPO transaction does not provide for passing the title for FI as subject of a REPO transaction from the Client to the Broker, only authorities to manage them are passed.

# AS Expobank

Financial Statements for the year ended 31 December 2021

## NOTES TO THE FINANCIAL STATEMENTS

### 16 Loans and advances due from customers, continued

(d) Movements in the impairment allowance

	Stage 1	Stage 2	Stage 3	Total
<b>Gross loans as at 31 December 2020</b>	<b>15,500</b>	<b>6,926</b>	-	<b>22,426</b>
<b>Repayments:</b>	<b>(6,409)</b>	<b>(94)</b>	-	<b>(6,503)</b>
<i>Investment</i>	<i>(4,713)</i>	<i>(94)</i>	-	<i>(4,807)</i>
<i>Commercial credit</i>	<i>(1,397)</i>	-	-	<i>(1,397)</i>
<i>Collateral-dependent credit</i>	<i>(299)</i>	-	-	<i>(299)</i>
<b>New originated or purchased:</b>	<b>16,788</b>	-	-	<b>16,788</b>
<i>Investment</i>	<i>15,728</i>	-	-	<i>15,728</i>
<i>Commercial credit</i>	-	-	-	-
<i>Overdrafts</i>	<i>940</i>	-	-	<i>940</i>
<i>Reverse Repo</i>	<i>117</i>	-	-	<i>117</i>
<i>Factorig</i>	<i>3</i>	-	-	<i>3</i>
<b>Gross loans as at 31 December 2021</b>	<b>25,879</b>	<b>6,832</b>	-	<b>32,711</b>
<b>Gross loans movements between stages:</b>				
<b>From stage 1 to stage 2:</b>	<b>(28)</b>	<b>28</b>	-	-
<b>From stage 2 to stage 3</b>	-	-	-	-
<b>Gross loans as at 31 December 2021</b>	<b>25,851</b>	<b>6,860</b>	-	<b>32,711</b>
	Stage 1	Stage 2	Stage 3	Total
<b>Expected credit loss allowance as at 31 December 2020</b>	<b>(148)</b>	<b>(380)</b>	-	<b>(528)</b>
<b>Expected credit loss allowance for Repayments:</b>	<b>42</b>	<b>(25)</b>	-	<b>18</b>
<i>Investment</i>	<i>30</i>	<i>(25)</i>	-	<i>6</i>
<i>Commercial credit</i>	<i>11</i>	-	-	<i>11</i>
<i>Collateral-dependent credit</i>	<i>1</i>	-	-	<i>1</i>
<b>Expected credit loss allowance for New originated or purchased:</b>	<b>(192)</b>	-	-	<b>(192)</b>
<i>Investment</i>	<i>(186)</i>	-	-	<i>(186)</i>
<i>Commercial credit</i>	-	-	-	-
<i>Overdrafts</i>	<i>(6)</i>	-	-	<i>(6)</i>
<b>Expected credit loss allowance as at 31 December 2021</b>	<b>(298)</b>	<b>(405)</b>	-	<b>(703)</b>
<b>Expected credit loss allowance movements between stages:</b>				
<b>From stage 1 to stage 2:</b>	-	-	-	-
<b>From stage 2 to stage 3</b>	-	-	-	-
<b>Expected credit loss allowance as at 31 December 2021</b>	<b>(298)</b>	<b>(405)</b>	-	<b>(703)</b>

In the Bank's financial statements none of the loans were overdue as at 31 December 2021 and 31 December 2020. All are classified in Stage 1, excluding only two investment loans, which were classified in Stage 2.

# AS Expobank

Financial Statements for the year ended 31 December 2021

## NOTES TO THE FINANCIAL STATEMENTS

### 16 Loans and advances due from customers, continued

(e) by geographical region (by residence of the borrower)

	31.12.2021	31.12.2020
	EUR'000	EUR'000
Latvia	30,186	18,664
Non-OECD	-	1
OECD	2,525	3,762
<b>Gross loans and advances due from customers</b>	<b>32,711</b>	<b>22,426</b>
Less: impairment allowance	(703)	(528)
<b>Net loans and advances due from customers</b>	<b>32,008</b>	<b>21,898</b>

(f) by type of collateral

	31.12.2021	31.12.2020
	EUR'000	EUR'000
Mortgage	29,843	22,383
Commercial pledge	2,747	42
Financial instruments	117	-
Without collateral	4	1
<b>Gross loans and advances due from customers</b>	<b>32,711</b>	<b>22,426</b>
Less: impairment allowance	(703)	(528)
<b>Net loans and advances due from customers</b>	<b>32,008</b>	<b>21,898</b>

(g) by collateral value

	31.12.2021	31.12.2020
	EUR'000	EUR'000
Commercial credit	-	7,327
Investment	76,413	60,496
Credit cards	12	17
Collateral-dependent credit	2,348	3,149
Overdrafts	4,018	-
Reverse Repo	185	-
<b>Net loans and advances due from customers</b>	<b>82,976</b>	<b>70,989</b>

### 17 Impairment of other assets

	2021	2020
	EUR'000	EUR'000
Provisions at the beginning of the reporting period total	10	5
(Decrease) / increase in provisions for other assets	(6)	5
<b>As at 31 December 2021</b>	<b>4</b>	<b>10</b>

# AS Expobank

Financial Statements for the year ended 31 December 2021

## NOTES TO THE FINANCIAL STATEMENTS

---

### 18 Financial assets measured at fair value through profit or loss

	31.12.2021. EUR'000	31.12.2020. EUR'000
<b>Corporate debt securities, including its rating</b>	<b>5,009</b>	-
from BBB+ to BBB-	3,943	-
from BB+ to BB-	1,066	-
<b>Equity securities</b>	<b>983</b>	-
No rating	983	-
<b>Total</b>	<b>5,992</b>	-

### 19 Financial assets measured at fair value through other comprehensive income

	31.12.2021. EUR'000	31.12.2020. EUR'000
<b>Central governments issued debt securities, including</b>	<b>12,536</b>	<b>15,152</b>
from AAA to A-	10,419	12,905
from BBB+ to BBB-	2,117	2,247
<b>Corporate debt securities, including</b>	<b>14,285</b>	<b>13,842</b>
from AAA till A-	-	3,558
from BBB+ to BBB-	4,517	3,800
from BB+ to BB-	9,768	6,484
<b>Private corporations shares</b>	<b>12</b>	<b>65</b>
<b>Total</b>	<b>26,833</b>	<b>29,059</b>

	31.12.2021. EUR'000	31.12.2020. EUR'000
<b>Net (loss)/gain on financial assets measured at FVOCI, including:</b>	<b>(144)</b>	<b>219</b>
Central governments issued debt securities	(86)	(22)
Corporate debt securities	(58)	241
<b>Net loss on financial assets measured at FVOCI reclassified to profit or loss on disposal, including:</b>	<b>(417)</b>	<b>(305)</b>
Central governments issued debt securities	-	-
Corporate debt securities	(417)	(305)
<b>Total comprehensive (expense) for the year</b>	<b>(561)</b>	<b>(86)</b>

## AS Expobank

Financial Statements for the year ended 31 December 2021

### NOTES TO THE FINANCIAL STATEMENTS

## 20 Property and equipment and right-of-use-assets

EUR'000	Leasehold improvements	Furniture and equipment	The right-of-use assets	Computer equipment and computer programs	Total
<b>Historical cost</b>					
As at 1 January 2021	137	242	835	963	2,177
Additions	-	1	-	45	46
Disposals	-	(1)	-	(20)	(21)
Changes in agreement	-	-	(131)	-	(131)
<b>As at 31 December 2021</b>	<b>137</b>	<b>242</b>	<b>704</b>	<b>988</b>	<b>2,071</b>
<b>Accumulated depreciation</b>					
As at 1 January 2021	137	172	335	816	1,460
Depreciation charge	-	14	186	61	261
Disposals	-	(1)	-	(19)	(20)
<b>As at 31 December 2021</b>	<b>137</b>	<b>185</b>	<b>521</b>	<b>858</b>	<b>1,701</b>
<b>Net carrying amount</b>					
As at 1 January 2021	-	70	500	147	717
<b>As at 31 December 2021</b>	<b>-</b>	<b>57</b>	<b>183</b>	<b>130</b>	<b>370</b>

EUR'000	Leasehold improvements	Furniture and equipment	The right-of-use assets	Computer equipment and computer programs	Total
<b>Historical cost</b>					
As at 1 January 2020	137	276	841	899	2,153
Additions	-	5	-	64	69
Disposals	-	(39)	-	-	(39)
Changes in agreement	-	-	(6)	-	(6)
<b>As at 31 December 2020</b>	<b>137</b>	<b>242</b>	<b>835</b>	<b>963</b>	<b>2,177</b>
<b>Accumulated depreciation</b>					
As at 1 January 2020	137	196	168	725	1,226
Depreciation charge	-	14	167	91	272
Disposals	-	(38)	-	-	(38)
<b>As at 31 December 2020</b>	<b>137</b>	<b>172</b>	<b>335</b>	<b>816</b>	<b>1,460</b>
<b>Net carrying amount</b>					
As at 1 January 2020	-	80	673	174	927
<b>As at 31 December 2020</b>	<b>-</b>	<b>70</b>	<b>500</b>	<b>147</b>	<b>717</b>

In 2021, the term of the lease agreement was changed, accordingly adjustments were made in the position "The right of use assets".

All tangible assets are used in the operating activities of the Bank.

**AS Expobank**  
**Financial Statements for the year ended 31 December 2021**

**NOTES TO THE FINANCIAL STATEMENTS**

---

**21 Intangible assets**

	<b>MasterCard licences</b>	<b>Other licences</b>	<b>Total</b>	<b>MasterCard licences</b>	<b>Other licences</b>	<b>Total</b>
<b>EUR'000</b>	<b>2021</b>	<b>2021</b>	<b>2021</b>	<b>2020</b>	<b>2020</b>	<b>2020</b>
<b>Historical cost</b>						
As at 1 January	126	1,892	2,018	126	1,663	1,789
Additions	-	178	178	-	229	229
<b>As at 31 December</b>	<b>126</b>	<b>2,070</b>	<b>2,196</b>	<b>126</b>	<b>1,892</b>	<b>2,018</b>
<b>Accumulated amortisation</b>						
As at 1 January	105	1,345	1,450	98	1,223	1,321
Amortisation charge	7	155	162	7	122	129
<b>As at 31 December</b>	<b>112</b>	<b>1,500</b>	<b>1,612</b>	<b>105</b>	<b>1,345</b>	<b>1,450</b>
<b>Net carrying amount</b>						
As at 1 January	21	547	568	28	440	468
<b>As at 31 December</b>	<b>14</b>	<b>570</b>	<b>584</b>	<b>21</b>	<b>547</b>	<b>568</b>

All intangible assets including software are used in the operating activities of the Bank.

**AS Expobank**  
**Financial Statements for the year ended 31 December 2021**

**NOTES TO THE FINANCIAL STATEMENTS**

---

**22 Other assets**

	<b>Other assets</b>			
<b>As at 1 January 2021</b>	<b>Stage 1</b>	<b>Stage 2</b>	<b>Stage 3</b>	<b>Total</b>
<b>Other financial assets</b>				
Credit cards guarantee deposit	166	-	-	166
Movements	14	-	-	14
Less: impairment allowance	-	-	-	-
<b>As at 31 December 2021</b>	<b>180</b>	<b>-</b>	<b>-</b>	<b>180</b>
<b>As at 1 January 2021</b>	<b>Stage 1</b>	<b>Stage 2</b>	<b>Stage 3</b>	<b>Total</b>
<b>Other financial assets</b>				
Due from broker accounts	318	-	-	318
Movements	65	-	-	65
Less: impairment allowance	-	-	-	-
<b>As at 31 December 2021</b>	<b>383</b>	<b>-</b>	<b>-</b>	<b>383</b>
<b>As at 1 January 2021</b>	<b>Stage 1</b>	<b>Stage 2</b>	<b>Stage 3</b>	<b>Total</b>
<b>Other non-financial assets</b>				
Prepaid expense	229	-	-	229
Movements	116	-	-	116
Less: impairment allowance	-	-	-	-
<b>As at 31 December 2021</b>	<b>345</b>	<b>-</b>	<b>-</b>	<b>345</b>
<b>As at 1 January 2021</b>	<b>Stage 1</b>	<b>Stage 2</b>	<b>Stage 3</b>	<b>Total</b>
<b>Other non-financial assets</b>				
Accrued income	91	-	8	99
Movements	(90)	-	(5)	(95)
Less: impairment allowance	-	-	(1)	(1)
<b>As at 31 December 2021</b>	<b>1</b>	<b>-</b>	<b>2</b>	<b>3</b>
<b>As at 1 January 2021</b>	<b>Stage 1</b>	<b>Stage 2</b>	<b>Stage 3</b>	<b>Total</b>
<b>Other non-financial assets</b>				
Other non-financial assets	50	-	-	50
Movements	(7)	-	-	(7)
Less: impairment allowance	(3)	-	-	(3)
<b>As at 31 December 2021</b>	<b>40</b>	<b>-</b>	<b>-</b>	<b>40</b>
<b>Other assets, net</b>	<b>949</b>	<b>-</b>	<b>2</b>	<b>951</b>

In 2021, security deposits of EUR 180 thousand (2020: EUR 166 thousand) were reserved for potential transactions connected with Mastercard Europe system. Four accounts in position accrued income are classified in Stage 3. In 2021, total other assets amount was EUR 951 thousand (2020: EUR 862 thousand).

**NOTES TO THE FINANCIAL STATEMENTS**

---

**23 Deposits and balances due to financial institutions**

	<b>31.12.2021</b>	<b>31.12.2020</b>
	<b>EUR'000</b>	<b>EUR'000</b>
Vostro accounts	1,327	1
	<u>1,327</u>	<u>1</u>

**24 Current accounts and deposits due to customers**

As at 31 December 2021, the largest deposit from one customer with the Bank amounted to EUR 3,656 thousand or 8% of the total deposits respectively (2020: EUR 5,645 thousand or 22%), while the deposit from one group of related customers with the Bank amounted to EUR 5,580 thousand or 13% respectively of the total deposits (2020: EUR 3,666 thousand or 14%).

The breakdown of current accounts and deposits due to customers is as follows:

(a) by the term of the agreement

	<b>31.12.2021</b>	<b>31.12.2020</b>
	<b>EUR'000</b>	<b>EUR'000</b>
Current accounts, including accrued interest	15,405	16,834
Deposits:		
up to six months	-	100
from six months to one year	2,186	4,142
from one year to two years	13,965	2,579
from two years to three years	9,849	1,610
from three years to five years	2,230	150
Accrued interest	240	68
<b>Total current accounts and deposits due to customers</b>	<u><b>43,875</b></u>	<u><b>25,483</b></u>

(b) by geographical region

	<b>31.12.2021</b>	<b>31.12.2020</b>
	<b>EUR'000</b>	<b>EUR'000</b>
Residents of Latvia	11,651	8,829
Non-residents:		
Residents of OECD countries	24,509	6,147
Residents of other countries	7,715	10,507
<b>Total current accounts and deposits due to customers</b>	<u><b>43,875</b></u>	<u><b>25,483</b></u>



**AS Expobank**  
**Financial Statements for the year ended 31 December 2021**

**NOTES TO THE FINANCIAL STATEMENTS**

---

**24 Current accounts and deposits due to customers, continued**

(c) by depositor

	<b>31.12.2021</b>	<b>31.12.2020</b>
	<b>EUR'000</b>	<b>EUR'000</b>
<b>Current accounts</b>		
Residents:		
Private enterprises	4,551	3,390
Private individuals	1,253	409
Bank employees	147	470
	<u>5,951</u>	<u>4,269</u>
Non-residents:		
Private enterprises	3,056	9,786
Private individuals	5,704	2,311
Other financial intermediaries	694	468
	<u>9,454</u>	<u>12,565</u>
<b>Total current accounts</b>	<u>15,405</u>	<u>16,834</u>
<b>Deposits</b>		
Residents:		
Private enterprises	701	558
Private individuals	4,991	3,996
Bank employees	7	7
	<u>5,699</u>	<u>4,561</u>
Non-residents:		
Private enterprises	-	1
Private individuals	22,771	4,087
	<u>22,771</u>	<u>4,088</u>
<b>Total deposits</b>	<u>28,470</u>	<u>8,649</u>
<b>Total current accounts and deposits due to customers</b>	<u>43,875</u>	<u>25,483</u>

Interest rates applied to deposits of the Bank's employees do not differ from interest rates on deposits from other customers.

# AS Expobank

Financial Statements for the year ended 31 December 2021

## NOTES TO THE FINANCIAL STATEMENTS

---

### 25 Accrued liabilities

EUR'000	Employee unused holiday pay
As at 1 January 2020	107
Increase in provisions	41
As at 31 December 2020	148
Increase in provisions	29
As at 31 December 2021	<u>177</u>

Management is unaware of any significant actual, pending or threatened claims against the Bank.

### 26 Tax and other liabilities

	31.12.2021 EUR'000	31.12.2020 EUR'000
<b>Tax liabilities</b>		
Social tax liabilities	69	-
Personas income tax liabilities	36	-
VAT liabilities	15	-
<b>Total tax liabilities</b>	<u>120</u>	<u>-</u>

	31.12.2021 EUR'000	31.12.2020 EUR'000
<b>Non-financial liabilities</b>		
Accrued expense	189	84
Provisions for off-balance	29	59
<b>Total other liabilities</b>	<u>218</u>	<u>143</u>

### 27 Lease liability

	31.12.2021 EUR'000
Undiscounted lease liabilities as at 1 January 2021	486
Less: repayments of the principal part of the lease liability during the reporting period	(199)
Plus: Rental interest expense during the reporting period	15
<b>Lease liabilities in the statement of financial position as at 31 December 2021</b>	<u>302</u>
Short-term liabilities (up to 1 year)	302
Long-term liabilities (from 1 to 5 years)	-

**AS Expobank**  
**Financial Statements for the year ended 31 December 2021**

**NOTES TO THE FINANCIAL STATEMENTS**

**27 Lease liability, continued**

	<b>31.12.2020</b>
	<b>EUR'000</b>
Undiscounted lease liabilities as at 1 January 2020	666
Less: repayments of the principal part of the lease liability during the reporting period	(195)
Less: Amendments in agreements (Bank reduced office space)	(6)
Plus: Rental interest expense during the reporting period	21
<b>Lease liabilities in the statement of financial position as at 31 December 2020</b>	<b>486</b>
Short-term liabilities (up to 1 year)	184
Long-term liabilities (from 1 to 5 years)	302

The Bank has only concluded a premises lease agreement. In 2021 the contract was amended during the year, when the Bank made the respective recalculations. As at 1 January 2021 the total undiscounted lease liabilities to the Bank amounted to EUR 486 thousand. As at 31 December 2021, the approximate monthly lease payment amount for the Bank was EUR 17 thousand. The Bank has used a single discount rate of 2,65%.

**28 Shareholder's equity**

**Share capital**

As at 31 December 2021, the fully paid-in share capital of the Bank was EUR 11 644 thousand, consisted of 820,000 voting ordinary registered shares with nominal value of EUR 14,20 each.

All shares rank equally with regard to the Bank's residual assets, to the right to dividends and to vote at meetings of the Bank. As at 31 December 2021, Igor Kim was the sole shareholder of AS Expobank (hereinafter – the Bank) with 100% of the Bank's paid-in share capital. On 26 January 2022, when the transfer of the shares and respective changes were made by Bank in the Register of shareholders, Signet Bank AS became the owner of the 100% shares of the Bank, as the result of the share disposal agreement signed between Igor Kim and Signet Bank AS.

**Share premium**

In 2004, the Bank executed a share capital increase of EUR 4,240 thousand with a share premium of EUR 6,360 thousand.

**Revaluation reserve**

The revaluation reserve includes the revaluation result of financial assets measured at fair value through other comprehensive income.

**Other reserves**

Other reserves comprise the remaining portion of the statutory reserves made from the previous years' profits.

**29 Contingent liabilities and commitments**

	<b>31.12.2021</b>	<b>31.12.2020</b>
	<b>EUR'000</b>	<b>EUR'000</b>
<b>Commitments</b>		
Credit cards commitments	62	68
Loans commitments	7,251	11,220
<b>Total contingent liabilities and commitments</b>	<b>7,313</b>	<b>11,288</b>
Provisions for off-balance	(29)	(59)

## AS Expobank

Financial Statements for the year ended 31 December 2021

### NOTES TO THE FINANCIAL STATEMENTS

---

#### 29 Contingent liabilities and commitments, continued

To meet the financial needs of customers, the Bank enters into various transactions resulting in contingent liabilities and commitments. Even though these financial liabilities are not recognized in the statement of financial position, they do contain credit risk and are therefore part of the overall risk assessment of the Bank.

Nevertheless, the potential credit loss is less than the total unused part of the liability since these are contingent upon customers maintaining specific standards. The Bank employs collateral mainly in the form of term deposits for mitigation of related credit risk.

The Bank's credit liabilities from the date of signing the respective agreement until the actual date of issue are recorded in off-balance sheet items. As at 31 December 2021, the Bank's contingent liabilities and commitments items include loans commitments to Companies registered in the Republic of Latvia in the amount of 7,251 thousand EUR. The loans are qualified loans in Stage 1 in accordance with IFRS 9, provisions have been made for loans commitments in the amount of EUR 29 thousand.

#### 30 Funds under trust management

The Bank provides Assets under management services to individuals and institutions, whereby it holds and manages assets or invests funds received in various financial instruments at the direction of the customer. The assets under management are disclosed at nominal value. The Bank receives fee income for providing these services. Assets under management are neither assets of the Bank nor recognised in the statement of financial position. In July 2021 the Bank terminated the business relationship with the client, for whom it provided trust services.

	31.12.2021 EUR'000	31.12.2020 EUR'000
<b>Assets under management</b>		
Non-residents:		
Loans	-	18,777
	<u>-</u>	<u>18,777</u>
<b>Liabilities under management</b>		
Non-residents:		
Private enterprises	-	18,777
	<u>-</u>	<u>18,777</u>

#### 31 Related party transactions

Related parties are defined as shareholders who have a significant influence over the Bank, members of the Council and the Board and Other related parties, that are companies owned by Bank's shareholder, key management personnel, their close relatives and companies in which they have a controlling interest, as well as associated and related companies. The Bank enters into transactions with related parties in the ordinary course of business. All the loans, advances and financing activities arranged with related parties are at market rates. For the year ended 31 December 2020, all assets are performing and expected credit losses 72 thousand euro (2021: nil).

# AS Expobank

Financial Statements for the year ended 31 December 2021

## NOTES TO THE FINANCIAL STATEMENTS

### 31 Related party transactions, continued

Related party transactions with the companies owned by the Bank's shareholder are transactions with the companies owned by the Bank's former shareholder Igor Kim.

The Bank's financial statements comprise the following outstanding balances, contingent liabilities and commitments, and statement of comprehensive income items as a result of transactions with related parties:

#### The Bank's statement of financial position

	Key management personnel		Companies owned by Bank's shareholder	
	31.12.2021	31.12.2020	31.12.2021	31.12.2020
	EUR'000	EUR'000	EUR'000	EUR'000
<b>Assets</b>				
Loans and advances due from customers	117	-	-	4,430
Less: impairment allowance	-	-	-	(72)
	<u>117</u>	<u>-</u>	<u>-</u>	<u>4,358</u>
<b>Liabilities</b>				
Deposits and balances due to financial institutions	-	-	1,326	-
Current accounts and deposits due to customers	146	469	401	258
	<u>146</u>	<u>469</u>	<u>1,727</u>	<u>258</u>

#### The Bank's contingent liabilities and commitments

	Key management personnel		Companies owned by Bank's shareholder	
	31.12.2021	31.12.2020	31.12.2021	31.12.2020
	EUR'000	EUR'000	EUR'000	EUR'000
Other commitments	-	4	-	-

#### The Bank's statement of comprehensive income

	Key management personnel		Companies owned by Bank's shareholder	
	2021	2020	2021	2020
	EUR'000	EUR'000	EUR'000	EUR'000
Interest income	1	-	102	132
Fee and commission income	5	2	8	5
Interest expenses	-	-	(5)	-
	<u>6</u>	<u>2</u>	<u>105</u>	<u>137</u>

Detailed information about remuneration to the Management Board and Board of Directors members is disclosed in Note 11.

**AS Expobank**  
**Financial Statements for the year ended 31 December 2021**

**NOTES TO THE FINANCIAL STATEMENTS**

**32 Fair value of financial assets and financial liabilities**

Set out below is the comparison of the carrying amounts and fair values of the Bank's financial instruments that are recognized in the financial statements.

**(a) Financial instruments measured at fair value**

The table below analyses financial instruments of the Bank measured at fair value at the end of the reporting period, by the level in the fair value hierarchy into which the fair value measurement is categorised.

<b>2021</b>	<b>Level 1 EUR'000</b>	<b>Level 2 EUR'000</b>	<b>Level 3 EUR'000</b>	<b>Total EUR'000</b>
<b>Financial assets</b>				
Financial assets at fair value through other comprehensive income	26,821	-	12	26,833
Financial assets measured at fair value through profit or loss	5,992	-	-	5,992
	<b>32,813</b>	<b>-</b>	<b>12</b>	<b>32,813</b>
<b>2020</b>				
<b>Financial assets</b>				
Financial assets at fair value through other comprehensive income	28,994	-	65	29,059
	<b>28,994</b>	<b>-</b>	<b>65</b>	<b>29,059</b>

During 2021 there were no reclassification between fair value hierarchy levels.

**(b) Financial instruments not measured at fair value**

The table below analyses the fair values of the Bank's financial instruments not measured at fair value, by the level in the fair value hierarchy into which each fair value measurement is categorised:

<b>31 December 2021</b>	<b>Level 1 EUR'000</b>	<b>Level 2 EUR'000</b>	<b>Level 3 EUR'000</b>	<b>Total fair values EUR'000</b>	<b>Total carrying amount EUR'000</b>
<b>Financial assets</b>					
Cash and demand deposits with the central banks	176	9,951	-	10,127	10,127
Due from financial institutions	-	1,764	-	1,764	1,764
Loans and advances due from customers	-	-	35,521	35,521	32,008
Other financial assets	-	-	569	569	569
<b>Financial liabilities</b>					
Deposits and balances due to financial institutions	-	-	1,327	1,327	1,327
Current accounts and deposits due to customers	-	44,070	-	44,070	43,875
Contingent liabilities and commitments	-	-	8,055	8,055	7,251

Cash and demand deposits with the Central banks are various currency cash and deposits with the Bank of Latvia whose carrying amount represents the fair value.

## AS Expobank

Financial Statements for the year ended 31 December 2021

### NOTES TO THE FINANCIAL STATEMENTS

## 32 Fair value of financial assets and financial liabilities, continued

### (b) Financial instruments not measured at fair value, continued

Other financial assets consist of cash on broker and escrow accounts, credit card guarantee deposits and currency exchange transactions in progress; thus the carrying amount is equal to their fair value.

Loans and advances due from customers are financial assets that are measured using a valuation technique based on discounted cash flows.

The table below analyses the fair values of the Bank's of financial instruments not measured at fair value, by the level in the fair value hierarchy into which each fair value measurement is categorised:

31 December 2020	Level 1 EUR'000	Level 2 EUR'000	Level 3 EUR'000	Total fair values EUR'000	Total carrying amount EUR'000
<b>Financial assets</b>					
Cash and demand deposits with the central banks	64	7,105	-	7,169	7,169
Due from financial institutions	-	1,231	-	1,231	1,231
Loans and advances due from customers	-	-	23,862	23,862	21,898
Other financial assets	-	-	484	484	484
<b>Financial liabilities</b>					
Deposits and balances due to financial institutions	-	-	1	1	1
Current accounts and deposits due to customers	-	25,509	-	25,509	25,483
Contingent liabilities and commitments	-	-	11,889	11,889	11,220

The methodology for determining the fair value is disclosed in Note 3.

The following table presents interest rates used to discount estimated cash flows, where applicable, by the classes of financial assets and financial liabilities.

	31.12.2021	31.12.2020
Due from and due to financial institutions	-0.5-0.5831%	-0.5-0.3419%
Loans and advances due from customers	0.00%-2.83%	0.00%-2.67%
Current accounts and deposits due to customers	0.14%-0.75%	0.11%-0.86%

For financial instruments whose fair value is estimated using valuation techniques with non-market observable inputs, net unrealized amount due to changes in the inputs was zero during the year 2021 (2020: nil).

## 33 Credit risk

### Maximum credit risk exposure

The table below shows the Bank's maximum exposure to credit risk for the components of the statement of financial position.

The maximum credit exposures are shown both gross, i.e. without taking into account any collateral, ECL and other credit enhancements, and net, i.e. after taking into account any collateral and other credit enhancements.

# AS Expobank

Financial Statements for the year ended 31 December 2021

## NOTES TO THE FINANCIAL STATEMENTS

### 33 Credit risk, continued

#### Maximum credit risk exposure, continued

	Note	Gross maximum credit exposure		Net maximum credit exposure	
		31.12.2021	31.12.2020	31.12.2021	31.12.2020
		EUR'000	EUR'000	EUR'000	EUR'000
Cash and demand deposits with the Central banks	12	10,127	7,169	10,127	7,169
Due from financial institutions	14	1,764	1,231	1,764	1,231
Loans and advances due from customers	15	32,711	22,426	32,008	21,898
Financial assets at fair value through other comprehensive income	17	26,833	29,059	26,833	29,059
Financial assets measured at fair value through profit or loss		5,992	-	5,992	-
Other financial assets	19	569	484	569	484
<b>Total financial assets</b>		<b>77,996</b>	<b>60,369</b>	<b>77,293</b>	<b>59,841</b>
Credit cards commitments	27	62	68	62	68
Loans commitments	27	7,251	11,220	7,251	11,220
<b>Total contingent liabilities and commitments</b>		<b>7,313</b>	<b>11,288</b>	<b>7,313</b>	<b>11,288</b>
<b>Total maximum credit risk exposure</b>		<b>85,309</b>	<b>71,657</b>	<b>84,606</b>	<b>71,129</b>

As it is shown above, 38% of the total gross maximum credit exposure is derived from loans and advances due from customers (2020: 41% derived from financial assets at fair value through other comprehensive income).

#### Concentrations of the maximum credit risk exposure

The following table breaks down the gross exposure related to the Bank's balances due from credit institutions by geographical regions and major counterparties or groups of related counterparties.

		31.12.2021 EUR'000	31.12.2020 EUR'000
<b>OECD countries</b>			
Norddeutsche Landesbank Luxembourg SA	Luxembourg	-	-
Expobank CZ a.s.	Czech Republic	187	145
Euroclear Bank SA/NV	Belgium	15	-
<b>Total OECD countries</b>		<b>202</b>	<b>145</b>
<b>Other countries</b>			
OAo „Alfa-Bank”	Russia	120	27
OAo „Sberbank of Russia”	Russia	1,441	1,057
Industrial and Commercial Bank of China	China	-	1
Bank of China (Russia)	China	1	1
<b>Total other countries</b>		<b>1,562</b>	<b>1,086</b>
<b>Total balances due from credit institutions</b>		<b>1,764</b>	<b>1,231</b>

For the Bank the gross maximum credit risk exposure to a single counterparty or a group of related counterparties as at 31 December 2021 comprised 82% of total gross credit exposure to financial institution (2020: 86%).



# AS Expobank

Financial Statements for the year ended 31 December 2021

## NOTES TO THE FINANCIAL STATEMENTS

### 33 Credit risk, continued

#### *Credit quality per class of financial assets*

Credit quality of financial assets is managed by the Bank by employing debtors' (borrowers') financial analysis techniques, analysis of the counterparty's reputation and historical cooperation with the counterparty, as well as using credit ratings granted by international rating agencies.

The transactions subject to credit risk are divided into four credit quality groups depending on the credit ratings published by international rating agencies. There are the following credit quality groups for financial assets due from financial institutions:

#### **Group 1: AAA, AA (Standard& Poor's, Fitch) / Aaa, Aa (Moody's)**

This group includes first class transaction partners who are considered to be low-risk investments. The largest exposure included in this group relates to receivables from *Euroclear Bank SA/NV*.

#### **Group 2: A, BBB (Standard& Poor's, Fitch) / A, Baa (Moody's)**

This group includes transaction partners with a market position ranging from medium to good. The largest exposure included in this group relates to receivables from *OAO „Sberbank of Russia”, Bank of China (Russia)* (2020: *OAO „Sberbank of Russia*).

#### **Group 3: BB, B, CCC, CC, (Standard& Poor's, Fitch) / Ba, B, C (Moody's)**

The largest credit risk exposure in this group relates to receivables from transaction partners below medium rating BB (*Standard& Poor's, Fitch*) / Ba (*Moody's*). Out of the above group, the most significant receivables are from *OAO „Alfa-Bank”* (2020: *OAO „Alfa-Bank”*)

#### **No rating**

Transaction partners who have not been assigned an international credit rating are primarily daughter banks of credit institutions operating in the Republic of Latvia. In this group, the largest receivables are from *Expobank CZ a.s.*

The table below shows the credit quality by class of financial assets of the Bank as at 31 December 2021 based on international ratings.

EUR'000	Neither past due nor impaired				Total
	Group 1	Group 2	Group 3	No rating	
Cash and demand deposits with the Central banks	-	9,951	-	176	<b>10,127</b>
Due from financial institutions	15	1,442	120	187	<b>1,764</b>
Loans and advances due from customers	-	-	-	32,711	<b>32,711</b>
Financial assets at fair value through other comprehensive income	5,201	11,852	9,768	12	<b>26,833</b>
Financial assets measured at fair value through profit or loss	-	3,943	1,066	983	<b>5,992</b>
Other financial assets	-	-	-	569	<b>569</b>
<b>Total financial assets, gross</b>	<b>5,216</b>	<b>27,188</b>	<b>10,954</b>	<b>34,638</b>	<b>77,996</b>
Less: impairment allowance	-	-	-	(703)	<b>(703)</b>
<b>Total financial assets, net</b>	<b>5,216</b>	<b>27,188</b>	<b>10,954</b>	<b>33,935</b>	<b>77,293</b>
<b>Contingent liabilities and commitments</b>	-	-	-	<b>7,313</b>	<b>7,313</b>

## AS Expobank

Financial Statements for the year ended 31 December 2021

### NOTES TO THE FINANCIAL STATEMENTS

#### 33 Credit risk, continued

##### *Credit quality per class of financial assets, continued*

The table below shows the credit quality by class of financial assets of the Bank as at 31 December 2020 based on international ratings.

EUR'000	Neither past due nor impaired				Total
	Group 1	Group 2	Group 3	No rating	
Cash and demand deposits with the Central banks	-	7,105	-	64	7,169
Due from financial institutions	145	1	1,058	27	1,231
Loans and advances due from customers	-	-	-	22,426	22,426
Financial assets at fair value through other comprehensive income	8,970	13,540	6,484	65	29,059
Other financial assets	-	-	-	484	484
<b>Total financial assets, gross</b>	<b>9,115</b>	<b>20,646</b>	<b>7,542</b>	<b>23,066</b>	<b>60,369</b>
Less: impairment allowance	-	-	-	(528)	(528)
<b>Total financial assets, net</b>	<b>9,115</b>	<b>20,646</b>	<b>7,542</b>	<b>22,538</b>	<b>59,841</b>
<b>Contingent liabilities and commitments</b>	-	-	-	<b>11,288</b>	<b>11,288</b>

##### *Expected credit loss broken down into stages, excluded loans*

	31.12.2021		
	Stage 1 EUR'000	Stage 2 EUR'000	Stage 3 EUR'000
Financial assets measured at FVOCI	1	-	-
Debtors at amortised cost	3	-	1
<b>Expected credit losses, total</b>	<b>4</b>	<b>-</b>	<b>1</b>
	31.12.2020		
	Stage 1 EUR'000	Stage 2 EUR'000	Stage 3 EUR'000
Financial assets measured at FVOCI	4	-	-
Debtors at the amortised cost	-	-	6
<b>Expected credit losses, total</b>	<b>4</b>	<b>-</b>	<b>6</b>

In order to assess the credit risk inherent in loans, the Bank assesses the borrower's creditworthiness and information on the customer's current and planned cash flows, collateral, credit purpose and quality of submitted documents, borrower's reputation and industry, determining the borrower's credit risk categories in range 1-6, where categories 1-4 correspond to loans classified as stage 1 according IFRS 9, category 5 corresponds to the category high risk and are classified as stage 2 according IFRS 9, and category 6, where the borrower considered as defaulted.

## AS Expobank

Financial Statements for the year ended 31 December 2021

### NOTES TO THE FINANCIAL STATEMENTS

## 33 Credit risk, continued

*Credit quality per class of financial assets, continued*

*Loans and contingent liabilities and commitments expected credit loss broken down into stages*

	31.12.2021		
	Stage 1 EUR'000 <i>The borrower's internal credit categories from 1 till 4</i>	Stage 2 EUR'000 <i>The borrower's internal credit category 5</i>	Stage 3 EUR'000 <i>The borrower's internal credit category 6</i>
Loans	298	405	-
Contingent liabilities and commitments	29	-	-
<b>Expected credit losses, total</b>	<b>327</b>	<b>405</b>	<b>-</b>

	31.12.2020		
	Stage 1 EUR'000 <i>The borrower's internal credit categories from 1 till 4</i>	Stage 2 EUR'000 <i>The borrower's internal credit category 5</i>	Stage 3 EUR'000 <i>The borrower's internal credit category 6</i>
Loans	148	380	-
Contingent liabilities and commitments	59	-	-
<b>Expected credit losses, total</b>	<b>207</b>	<b>380</b>	<b>-</b>

## 34 Currency risk

*Currency risk exposure*

The Bank's currency analysis of financial assets and financial liabilities by currency profile as at 31 December 2021 was as follows:

EUR'000	USD	EUR	RUB	GBP	Other currencies	Total
<b>Financial assets</b>						
Cash and demand deposits with Central banks	67	10,055	2	3	-	10,127
Due from financial institutions	398	417	945	-	4	1,764
Loans and advances due from customers	-	32,008	-	-	-	32,008
Financial assets at fair value through other comprehensive income	7,510	19,323	-	-	-	26,833
Financial assets measured at fair value through profit or loss	1,905	4,087	-	-	-	5,992
Other financial assets	461	108	-	-	-	569
<b>Total</b>	<b>10,341</b>	<b>65,998</b>	<b>947</b>	<b>3</b>	<b>4</b>	<b>77,293</b>
<b>Financial liabilities</b>						
Deposits and balances due to financial institutions	1,327	-	-	-	-	1,327
Current accounts and deposits due to customers	6,266	36,662	946	-	1	43,875
Other financial liabilities	-	-	-	-	-	-
<b>Total</b>	<b>7,593</b>	<b>36,662</b>	<b>946</b>	<b>-</b>	<b>1</b>	<b>45,202</b>
<b>Net position - on and off statement of financial position</b>	<b>2,748</b>	<b>29,336</b>	<b>1</b>	<b>3</b>	<b>3</b>	
<b>Net open position</b>	<b>2,748</b>	<b>29,336</b>	<b>1</b>	<b>3</b>	<b>3</b>	

**AS Expobank**  
**Financial Statements for the year ended 31 December 2021**

**NOTES TO THE FINANCIAL STATEMENTS**

**34 Currency risk, continued**

*Currency risk exposure, continued*

The Bank's currency analysis of financial assets and financial liabilities by currency profile as at 31 December 2020 was as follows:

<b>EUR'000</b>	<b>USD</b>	<b>EUR</b>	<b>RUB</b>	<b>GBP</b>	<b>Other currencies</b>	<b>Total</b>
<b>Financial assets</b>						
Cash and demand deposits with Central banks	56	7,108	2	3	-	<b>7,169</b>
Due from financial institutions	271	333	604	17	6	<b>1,231</b>
Loans and advances due from customers	-	21,898	-	-	-	<b>21,898</b>
Financial assets at fair value through other comprehensive income	4,040	25,019	-	-	-	<b>29,059</b>
Other financial assets	264	220	-	-	-	<b>484</b>
<b>Total</b>	<b>4,631</b>	<b>54,578</b>	<b>606</b>	<b>20</b>	<b>6</b>	<b>59,841</b>
<b>Financial liabilities</b>						
Deposits and balances due to financial institutions	1	-	-	-	-	<b>1</b>
Current accounts and deposits due to customers	4,520	20,292	653	4	14	<b>25,483</b>
Other financial liabilities	-	-	-	-	-	<b>-</b>
<b>Total</b>	<b>4,521</b>	<b>20,292</b>	<b>653</b>	<b>4</b>	<b>14</b>	<b>25,484</b>
<b>Net position - on and off statement of financial position</b>	<b>110</b>	<b>34,286</b>	<b>(47)</b>	<b>16</b>	<b>(8)</b>	
<b>Net open position</b>	<b>110</b>	<b>34,286</b>	<b>(47)</b>	<b>16</b>	<b>(8)</b>	

*Sensitivity analysis*

The scenario used for the analysis is based on reasonable volatility of exchange rates equal for all exposures of the Bank in foreign currencies assuming that all other variables, in particular interest rates, remain constant. The analysis is performed on the same basis for both years.

-7% of the RUB (2020: 31%) and a -8% strengthening of the USD (2020: 9%) and other foreign currencies against the euro as at 31 December 2021 and 31 December 2020 respectively would have increased profit by the amounts shown below:

	<b>2021</b>	<b>2020</b>
	<b>EUR'000</b>	<b>EUR'000</b>
RUB	-	(15)
USD	(220)	10
<b>Total</b>	<b>(220)</b>	<b>(5)</b>

# AS Expobank

Financial Statements for the year ended 31 December 2021

## NOTES TO THE FINANCIAL STATEMENTS

### 35 Liquidity risk

#### *Maturity analysis*

The table below reflects the maturity analysis of the Bank's financial assets and financial liabilities based on the term from the reporting date until the maturity dates of the respective assets and liabilities. The maturity analysis of the Bank's financial assets and financial liabilities and contingent liabilities and commitments as at 31 December 2021 was as follows:

EUR'000	On demand	Up to 1 month	From 1 to 3 months	From 3 to 6 months	From 6 to 12 months	From 1 to 5 years	Longer than 5 years	No maturity	Total
<b>Financial assets</b>									
Cash and demand deposits with the central banks	10,127	-	-	-	-	-	-	-	10,127
Due from financial institutions	1,764	-	-	-	-	-	-	-	1,764
Loans and advances due from customers	938	-	117	-	38	9,980	20,935	-	32,008
Financial assets at fair value through other comprehensive income	26,821	-	-	-	-	-	12	-	26,833
Financial assets measured at fair value through profit or loss	5,992	-	-	-	-	-	-	-	5,992
Other financial assets	569	-	-	-	-	-	-	-	569
<b>Total</b>	<b>46,211</b>	<b>-</b>	<b>117</b>	<b>-</b>	<b>38</b>	<b>9,980</b>	<b>20,947</b>	<b>-</b>	<b>77,293</b>
<b>Financial liabilities</b>									
Deposits and balances due to financial institutions	1	1,326	-	-	-	-	-	-	1,327
Current accounts and deposits due to customers	15,396	-	-	1	2,193	26,268	8	9	43,875
Lease liabilities	-	10	29	29	48	186	-	-	302
Other financial liabilities	-	-	-	-	-	-	-	-	-
<b>Total</b>	<b>15,397</b>	<b>1,336</b>	<b>29</b>	<b>30</b>	<b>2,241</b>	<b>26,454</b>	<b>8</b>	<b>9</b>	<b>45,504</b>
Contingent liabilities and commitments	7,313	-	-	-	-	-	-	-	7,313
<b>Net liquidity position</b>	<b>23,501</b>	<b>(1,336)</b>	<b>88</b>	<b>(30)</b>	<b>(2,203)</b>	<b>(16,474)</b>	<b>20,939</b>	<b>(9)</b>	

# AS Expobank

Financial Statements for the year ended 31 December 2021

## NOTES TO THE FINANCIAL STATEMENTS

### 35 Liquidity risk, continued

#### *Maturity analysis, continued*

Amounts due from credit institutions repayable, according to contracts, by prior notice of withdrawal are included in the category "On demand". Other financial assets and financial liabilities are disclosed in accordance with their remaining contractual maturities.

The maturity analysis of the Bank's financial assets and financial liabilities and contingent liabilities and commitments as at 31 December 2020 was as follows:

EUR'000	On demand	Up to 1 month	From 1 to 3 months	From 3 to 6 months	From 6 to 12 months	From 1 to 5 years	Longer than 5 years	No maturity	Total
<b>Financial assets</b>									
Cash and demand deposits with the central banks	7,169	-	-	-	-	-	-	-	7,169
Due from financial institutions	1,231	-	-	-	-	-	-	-	1,231
Loans and advances due from customers	1	-	-	-	-	14,922	6,975	-	21,898
Financial assets at fair value through other comprehensive income	28,994	-	-	-	-	-	65	-	29,059
Other financial assets	484	-	-	-	-	-	-	-	484
<b>Total</b>	<b>37,879</b>	<b>-</b>	<b>-</b>	<b>-</b>	<b>-</b>	<b>14,922</b>	<b>7,040</b>	<b>-</b>	<b>59,841</b>
<b>Financial liabilities</b>									
Deposits and balances due to financial institutions	1	-	-	-	-	-	-	-	1
Current accounts and deposits due to customers	16,825	-	100	-	4,166	4,383	-	9	25,483
Lease liabilities	-	15	46	46	77	302	-	-	486
Other financial liabilities	-	-	-	-	-	-	-	-	-
<b>Total</b>	<b>16,826</b>	<b>15</b>	<b>146</b>	<b>46</b>	<b>4,243</b>	<b>4,685</b>	<b>-</b>	<b>9</b>	<b>25,970</b>
Contingent liabilities and commitments	11,288	-	-	-	-	-	-	-	11,288
<b>Net liquidity position</b>	<b>9,766</b>	<b>(15)</b>	<b>(146)</b>	<b>(46)</b>	<b>(4,243)</b>	<b>10,237</b>	<b>(7,040)</b>	<b>(9)</b>	

## AS Expobank

Financial Statements for the year ended 31 December 2021

### NOTES TO THE FINANCIAL STATEMENTS

#### 35 Liquidity risk, continued

##### *Analysis of financial liabilities' contractual undiscounted cash flows*

The tables below present the cash flows payable by the Bank under contractual financial liabilities, including derivative financial liabilities, by remaining contractual maturities as at the reporting date.

The amounts disclosed in the tables are the contractual undiscounted cash flows in comparison with the carrying amounts of financial liabilities, comprising discounted cash flows as at the reporting date.

The analysis of financial liabilities' contractual undiscounted cash flows of the Bank as at 31 December 2021 was as follows:

EUR'000	Carrying amount	Contractual cash flows	Up to 1 month	From 1 to 3 months	From 3 to 12 months	From 1 to 5 years	Longer than 5 years
<b>Non-derivative financial instruments</b>							
Deposits and balances due to financial institutions	1,327	(1)	(1,326)	-	-	-	-
Current accounts and deposits due to customers	43,875	(43,875)	(15,405)	-	-	(28,470)	-
Leases of right-of-use assets	302	(302)	(10)	(29)	(77)	(186)	-
Other financial liabilities	-	-	-	-	-	-	-
<b>Total</b>	<b>45,504</b>	<b>(44,178)</b>	<b>(16,741)</b>	<b>(29)</b>	<b>(77)</b>	<b>(28,656)</b>	<b>-</b>

The analysis of financial liabilities' contractual undiscounted cash flows of the Bank as at 31 December 2020 was as follows:

EUR'000	Carrying amount	Contractual cash flows	Up to 1 month	From 1 to 3 months	From 3 to 12 months	From 1 to 5 years	Longer than 5 years
<b>Non-derivative financial instruments</b>							
Deposits and balances due to financial institutions	1	(1)	-	-	-	-	-
Current accounts and deposits due to customers	25,483	(25,414)	(16,854)	(2,954)	(2,857)	(2,749)	-
Leases of right-of-use assets	486	(578)	(17)	(51)	(153)	(357)	-
Other financial liabilities	-	-	-	-	-	-	-
<b>Total</b>	<b>25,970</b>	<b>(25,993)</b>	<b>(16,871)</b>	<b>(3,005)</b>	<b>(3,010)</b>	<b>(3,106)</b>	<b>-</b>

## AS Expobank

Financial Statements for the year ended 31 December 2021

### NOTES TO THE FINANCIAL STATEMENTS

---

#### 36 Interest rate risk

##### *Exposure to interest rate risk*

The Bank's exposure to interest rate risk is characterised by the maturity of financial assets and financial liabilities subject to interest rate risk based on the shorter of the remaining maturity dates of financial instruments subject to interest rate risk and the interest rate review dates.

The repricing maturity analysis of financial assets and financial liabilities of the Bank as at 31 December 2021 was as follows:

EUR'000	Up to 1 month	From 1 to 3 months	From 3 to 6 months	From 6 to 12 months	From 1 to 5 years	Longer than 5 years	Interest free	Total
<b>Financial assets</b>								
Cash and demand deposits with the Central banks	9,951	-	-	-	-	-	176	<b>10,127</b>
Due from financial institutions	1,764	-	-	-	-	-	-	<b>1,764</b>
Loans and advances due from customers	16,704	12,069	2,297	937	1	-	-	<b>32,008</b>
Financial assets at fair value through other comprehensive income	7,443	51	5,316	-	13,981	-	42	<b>26,833</b>
Other financial assets	180	-	-	-	-	-	389	<b>569</b>
<b>Total</b>	<b>36,042</b>	<b>12,120</b>	<b>7,613</b>	<b>937</b>	<b>13,982</b>	<b>-</b>	<b>607</b>	<b>71,301</b>
<b>Financial liabilities</b>								
Deposits and balances due to financial institutions	-	1,326	-	-	-	-	1	<b>1,327</b>
Current accounts and deposits due to customers	21,942	680	2,629	2,085	15,510	-	1,029	<b>43,875</b>
Lease liabilities	-	-	-	302	-	-	-	<b>302</b>
Other financial liabilities	-	-	-	-	-	-	-	<b>-</b>
<b>Total</b>	<b>21,942</b>	<b>2,006</b>	<b>2,629</b>	<b>2,387</b>	<b>15,510</b>	<b>-</b>	<b>1,030</b>	<b>45,504</b>
<b>Interest rate risk</b>	<b>14,100</b>	<b>10,114</b>	<b>4,984</b>	<b>(1,450)</b>	<b>(1,528)</b>	<b>-</b>	<b>(423)</b>	

Financial assets measured at fair value through profit or loss in the amount of 5,992 EUR are reported as insensitive to changes in interest rates.



## AS Expobank

Financial Statements for the year ended 31 December 2021

### NOTES TO THE FINANCIAL STATEMENTS

---

#### 36 Interest rate risk, continued

##### *Exposure to interest rate risk, continued*

The repricing maturity analysis of financial assets and financial liabilities of the Bank as at 31 December 2020 was as follows:

EUR'000	Up to 1 month	From 1 to 3 months	From 3 to 6 months	From 6 to 12 months	From 1 to 5 years	Longer than 5 years	Interest free	Total
<b>Financial assets</b>								
Cash and demand deposits with the Central banks	7,105	-	-	-	-	-	64	7,169
Due from financial institutions	1,231	-	-	-	-	-	-	1,231
Loans and advances due from customers	-	10,904	10,994	-	-	-	-	21,898
Financial assets at fair value through other comprehensive income	355	14	187	1,276	27,163	-	64	29,059
Other financial assets	176	-	-	-	-	-	308	484
<b>Total</b>	<b>19,714</b>	<b>10,736</b>	<b>515</b>	<b>1,277</b>	<b>27,163</b>	<b>-</b>	<b>436</b>	<b>59,841</b>
<b>Financial liabilities</b>								
Deposits and balances due to financial institutions	-	-	-	-	-	-	1	1
Current accounts and deposits due to customers	16,030	2,642	625	2,544	2,749	-	893	25,483
Lease liabilities	-	-	-	486	-	-	-	486
Other financial liabilities	-	-	-	-	-	-	-	-
<b>Total</b>	<b>16,030</b>	<b>2,642</b>	<b>625</b>	<b>3,030</b>	<b>2,749</b>	<b>-</b>	<b>894</b>	<b>25,970</b>
<b>Interest rate risk</b>	<b>3,684</b>	<b>8,094</b>	<b>(110)</b>	<b>(1,753)</b>	<b>24,414</b>	<b>-</b>	<b>(458)</b>	

**AS Expobank**  
**Financial Statements for the year ended 31 December 2021**

**NOTES TO THE FINANCIAL STATEMENTS**

**36 Interest rate risk, continued**

*Average weighted effective interest rates*

The table below shows the Bank's interest rate sensitive assets and liabilities as at 31 December 2021 and 2020 and the corresponding average weighted effective interest rates in 2021 and 2020.

	<b>Carrying amount 31.12.2021 EUR'000</b>	<b>2021 average weighted effective interest rate</b>	<b>Carrying amount 31.12.2020 EUR'000</b>	<b>2020 average weighted effective interest rate</b>
<b>Interest rate sensitive assets</b>				
Due from financial institutions	1,764	(0.23)%	1,231	0.26%
Financial assets at fair value through other comprehensive income	26,833	1.73%	29,059	1.27%
Loans and advances due from customers	32,711	5,28%	22,243	4.60%
<b>Total</b>	<b>61,308</b>		<b>52,533</b>	
<b>Interest rate sensitive liabilities</b>				
Deposits and balances due to financial institutions	-	-	-	-
Current accounts and deposits due to customers	28,470	1.04%	8,649	1.17%
Lease liabilities	302	2,65%	486	3.15%
<b>Total</b>	<b>28,772</b>		<b>9,135</b>	

*Sensitivity analysis*

The following table demonstrates the sensitivity to reasonably possible changes in interest rates of the Bank's net interest income. The analysis assumes that all other variables remain constant.

The sensitivity of net interest income is the effect of the assumed changes in interest rates on net interest income for one year following the reporting date, based on the interest rate sensitive non-trading financial assets and financial liabilities held as at 31 December 2021 and 2020.

	<b>Increase in basis points</b>	<b>Sensitivity of net interest income EUR'000</b>	<b>Decrease in basis points</b>	<b>Sensitivity of net interest income EUR'000</b>
<b>As at 31 December 2021</b>				
	+100	2,209	-100	(2,209)
<b>Total effect</b>		<b>2,209</b>		<b>(2,209)</b>
<b>As at 31 December 2020</b>				
	+100	1,240	-100	(1,240)
<b>Total effect</b>		<b>1,240</b>		<b>(1,240)</b>

## AS Expobank

Financial Statements for the year ended 31 December 2021

### NOTES TO THE FINANCIAL STATEMENTS

---

#### 36 Interest rate risk, continued

To assess risks in securities portfolio Bank uses Value at Risk (Value-at-Risk) calculation to estimate maximal loss due to prices change. Bank defines Value at Risk (VaR) as possible adverse loss that will not be exceeded with a 99% confidence level, over period 1 day.

	<u>31.12.2021</u>	<u>31.12.2020</u>
	<b>Financial assets at fair value through other comprehensive income</b>	<b>Financial assets at fair value through other comprehensive income</b>
Value of portfolio (000' EUR)	26,812	28,989
1 day VaR (000' EUR)	34	97

#### 37 Events subsequent to the reporting date

In January 2022 Financial and Capital Market Commission and European Central Bank approved the sale of shares of Expobank AS. As a result of the deal the existing shareholder of Expobank AS Igor Kim sold his shares to the local capital bank Signet Bank AS which became 100% shareholder of Expobank AS. In 2022 the banks will be merged. The merged bank will work under the brand of Signed Bank AS and will realise the strategy adopted by Signet Bank AS – servicing Latvian entrepreneurs and their companies, concentrating on financing and investment management solutions.

Starting with December 2021 the Bank has adopted very cautious policy towards financial assets in Russia and sold all its Russian exposure of debt securities with a carrying value of EUR 12 million in January 2022.

National and international sanctions imposed in 2022 in response to Russia's aggression against Ukraine and military action against Ukraine are significant, are changing rapidly and are becoming more serious. This potentially have effect on all financial sector and numerous industries. The Bank has zero tolerance to those breaching sanctions or whose who try to otherwise avoid those.

In reaction to Russia's military action in Ukraine, the Bank's management Board took a decision to stop any type of transactions and to close correspondent bank accounts in Russian Federation. As at the date of first sanctions and limitations imposed, the Bank's exposure in Russian correspondent banks amounted to less than EUR 3 thousand equivalent. Besides, the Management Board decided to execute clients' payments only in euro currency. The Bank considers these events as non-adjusting subsequent events, which are not reflected in the valuation of assets and liabilities at 31 December 2021. However, the Bank's management did took these events into account whilst considering the going concern assumption in the preparation of these financial statements as stated in the Statement of Management's responsibility.

After financial sanctions announced in response to the 24 February 2022 events, the Bank has no frozen resources of sanctioned persons from Russia and Belarus. The Bank ensures real time inspection of every single payment related to Russia and Belarus, thus ensuring the compliance with all sanctions. It is not possible to execute and receive any payments to sanctioned persons. As well as it is not possible to execute any payments for sanctioned goods and services, or opraitons with financial instruments.

No other significant subsequent events have occurred in the period from the year-end to the date of these financial statements that would need to be disclosed in these separate financial statements, or would require adjustments to be made to these consolidated and separate financial statements and disclosures added to the notes thereto.

\*\*\*